



**OFFICIAL 2020 GENERAL ELECTION RESULTS**

November 3, 2020  
Results last updated: 11/12/2020 3:08:14 PM

**STATEWIDE TURNOUT**

Voter Turnout **364,251**  
Eligible Voters **581,379**



**PRECINCTS REPORTED**

Precincts Partially **0**  
Precincts Fully **422**  
Total Precincts **422**



**ELECTION RESOURCES**

## Statewide Results

EXPORT PAGE

---

**President & Vice-President of the United States** Precincts Fully: 422 / 422 | Partially: 0 / 422 Track this Contest  
 Vote For 1 EXPORT

<b>Trump and Pence</b> ✓ <b>Republican</b>	235,595	65.11%
Biden and Harris Democratic-NPL	114,902	31.76%
Jorgensen and Cohen Libertarian	9,393	2.60%
write-in	1,929	0.53%
<b>TOTAL VOTES 361,819</b>		

Bar Graph | Map

PRESIDENTIAL ELECTORS
COUNTY
TOP

**Representative in Congress** Precincts Fully: 422 / 422 | Partially: 0 / 422 Track this Contest  
 Vote For 1 EXPORT

<b>Kelly Armstrong</b> ✓ <b>Republican</b>	245,229	68.96%
Zach Raknerud Democratic-NPL	97,970	27.55%
Steven James Peterson Libertarian	12,024	3.38%
write-in	375	0.11%
<b>TOTAL VOTES 355,598</b>		

Bar Graph | Map

COUNTY
TOP

**Governor and Lt. Governor** Precincts Fully: 422 / 422 | Partially: 0 / 422 Track this Contest  
 Vote For 1 EXPORT

<b>Doug Burgum and Brent Sanford</b> ✓ <b>Republican</b>	235,479	65.84%
Shelley Lenz and Ben Vig Democratic-NPL	90,789	25.38%
write-in	17,538	4.90%
DuWayne Hendrickson and Joshua Voytek Libertarian	13,853	3.87%
<b>TOTAL VOTES 357,659</b>		

Bar Graph | Map

COUNTY
TOP

### State Auditor

Vote For 1

Precincts Fully: 422 / 422 | Partially: 0 / 422

Track this Contest

EXPORT



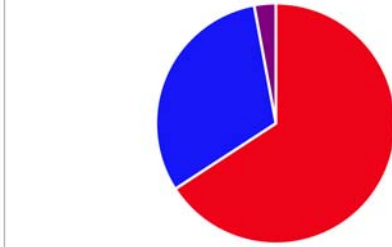
**Joshua C Gallion** ✓  
Republican 234,293 67.69%

Patrick Hart  
Democratic-NPL 111,243 32.14%

write-in 579 0.17%

TOTAL VOTES 346,115

Bar Graph | Map



COUNTY

TOP

### State Treasurer

Vote For 1

Precincts Fully: 422 / 422 | Partially: 0 / 422

Track this Contest

EXPORT



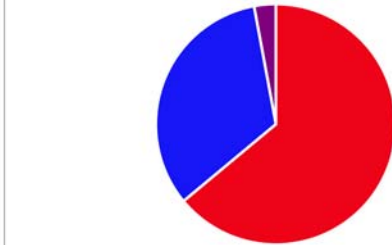
**Thomas Beadle** ✓  
Republican 227,583 65.60%

Mark Haugen  
Democratic-NPL 117,790 33.95%

write-in 1,533 0.44%

TOTAL VOTES 346,906

Bar Graph | Map



COUNTY

TOP

### Insurance Commissioner

Vote For 1

Precincts Fully: 422 / 422 | Partially: 0 / 422

Track this Contest

EXPORT

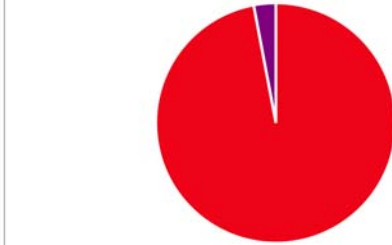


**Jon Godfreed** ✓  
Republican 295,095 97.74%

write-in 6,813 2.26%

TOTAL VOTES 301,908

Bar Graph | Map



COUNTY

TOP

### Public Service Commissioner

Vote For 1

Precincts Fully: 422 / 422 | Partially: 0 / 422

Track this Contest

EXPORT



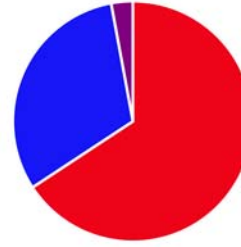
**Brian Kroshus** ✓  
Republican 231,898 67.62%

Casey D Buchmann  
Democratic-NPL 110,493 32.22%

write-in 552 0.16%

TOTAL VOTES 342,943

Bar Graph | Map



COUNTY

TOP

### Superintendent of Public Instruction

Vote For 1

Precincts Fully: 422 / 422 | Partially: 0 / 422

Track this Contest

EXPORT



**Kirsten Baesler** ✓  
Nonpartisan 192,835 59.13%

Brandt J Dick  
Nonpartisan 130,280 39.95%

write-in 3,005 0.92%

TOTAL VOTES 326,120

Bar Graph | Map



COUNTY

TOP

### Justice of the Supreme Court

Vote For 1

Precincts Fully: 422 / 422 | Partially: 0 / 422

Track this Contest

EXPORT

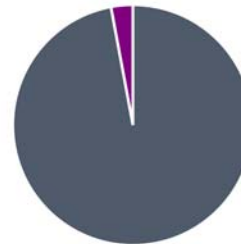


**Jon Jay Jensen** ✓  
Nonpartisan 290,346 99.08%

write-in 2,703 0.92%

TOTAL VOTES 293,049

Bar Graph | Map



COUNTY

TOP

### Constitutional Measure No. 1 Relating to the state board of higher education

Precincts Fully: 422 / 422 | Partially: 0 / 422

Track this Contest

Vote For 1

EXPORT



Yes 91,706 27.48%

No ✓ 242,004 72.52%

TOTAL VOTES 333,710

Bar Graph | Map



MEASURE INFORMATION

COUNTY

TOP

### Constitutional Measure No. 2 Relating to initiated constitutional amendments.

Precincts Fully: 422 / 422 | Partially: 0 / 422

Track this Contest

Vote For 1

EXPORT



Yes 125,460 38.39%

No ✓ 201,343 61.61%

TOTAL VOTES 326,803

Bar Graph | Map



MEASURE INFORMATION

COUNTY

TOP