

STATE OF SOUTH CAROLINA

2024 STATEWIDE  
GENERAL ELECTION  
NOVEMBER 5, 2024

Official Results

RESULTS

Last updated

★ (0)

📅 Thursday, November 14, 2024, 9:03:08 AM (2 weeks ago)

President and Vice President (Vote For 1)

Counties reporting **100%**

Votes

CON	CON Randall A Terry/Stephen E Broden	5,352
UNC	UNC Cornel West/Melina Abdulla	6,744
GRN	GRN Jill Stein/Rudolph Butch Ware	8,117
REP	🏆 REP Donald J Trump/JD Vance	1,483,747
LIB	LIB Chase Oliver/Mike ter Maat	12,669
DEM	DEM Kamala D Harris/Tim Walz	1,028,452
WRK	WRK Claudia De La Cruz/Karina Garcia	3,059
		2,548,140

U.S. House of Representatives, District 1 (Vote For 1)

Counties reporting **100%**

Votes

REP	🏆 REP Nancy Mace	227,502
DEM	DEM Michael B Moore	162,582
NON	Write-In	693

390,777

## U.S. House of Representatives, District 2 (Vote For 1)

Counties reporting **100%**

Votes

<b>REP</b>	 REP Joe Wilson	211,514
<b>DEM</b>	DEM David Robinson II	142,985
<b>NON</b>	Write-In	786
		355,285

## U.S. House of Representatives, District 3 (Vote For 1)

Counties reporting **100%**

Votes

<b>REP</b>	 REP Sheri Biggs	248,451
<b>ALN</b>	ALN Mike Bedenbaugh	9,918
<b>DEM</b>	DEM Bryon L Best	87,735
<b>NON</b>	Write-In	609
		346,713


## U.S. House of Representatives, District 4 (Vote For 1)

Counties reporting **100%**


Votes

<b>CON</b>	CON Mark Hackett	9,779
<b>REP</b>	 REP William Timmons	206,916
<b>DEM</b>	DEM Kathryn Harvey	128,976
<b>NON</b>	Write-In	743
		346,414


## U.S. House of Representatives, District 5 (Vote For 1)

Counties reporting <b>100%</b>		Votes
<b>REP</b>	 REP Ralph W Norman	228,260
<b>DEM</b>	DEM Evangeline Hundley	130,592
<b>NON</b>	Write-In	557
		359,409


### U.S. House of Representatives, District 6 (Vote For 1)

Counties reporting <b>100%</b>		Votes
<b>UNC</b>	UNC Gregg Marcel Dixon	4,927
<b>REP</b>	REP Duke Buckner	112,360
<b>ALN</b>	ALN Joseph Oddo	1,056
<b>LIB</b>	LIB Michael Simpson	5,279
<b>DEM</b>	 DEM James E Jim Clyburn	182,056
<b>NON</b>	Write-In	299
		305,977

### U.S. House of Representatives, District 7 (Vote For 1)

Counties reporting <b>100%</b>		Votes
<b>REP</b>	 REP Russell Fry	240,326
<b>DEM</b>	DEM Mal Hyman	129,522
<b>NON</b>	Write-In	481
		370,329

### State Senate, District 1 (Vote For 1)

Counties reporting <b>100%</b>		Votes
<b>REP</b>	 REP Thomas C Alexander	41,348

NON Write-In

455

41,803

## State Senate, District 2 (Vote For 1)

Counties reporting 100%

Votes

REP  REP Rex F Rice

47,204

NON Write-In

530

47,734

## State Senate, District 3 (Vote For 1)

Counties reporting 100%

Votes

REP  REP Richard Cash

46,333

DEM DEM Jessicka Spearman

15,047

NON Write-In

62

61,442

## State Senate, District 4 (Vote For 1)

Counties reporting 100%

Votes

REP  REP Mike Gambrell

37,010

NON Write-In

280

37,290

## State Senate, District 5 (Vote For 1)

Counties reporting 100%

Votes

## State Senate, District 6 (Vote For 1)

Counties reporting **100%**

Votes

REP  REP Jason Elliott

40,759

NON Write-In

1,025

41,784

## State Senate, District 7 (Vote For 1)

Counties reporting **100%**

Votes

DEM  DEM Karl B Allen

29,967

NON Write-In

906

30,873

## State Senate, District 8 (Vote For 1)

Counties reporting **100%**

Votes

REP  REP Ross Turner

39,251

DEM DEM Taylor Culliver

23,011

NON Write-In

64

62,326

## State Senate, District 9 (Vote For 1)

Counties reporting **100%**

Votes

**State Senate, District 10** (Vote For **1**)Counties reporting **100%****Votes**

<b>REP</b>	 <b>REP Billy Garrett</b>	<b>38,994</b>
<b>DEM</b>	<b>DEM Francie Kleckley</b>	<b>17,349</b>
<b>NON</b>	<b>Write-In</b>	<b>99</b>
		<b>56,442</b>

**State Senate, District 11** (Vote For **1**)Counties reporting **100%****Votes**

<b>REP</b>	 <b>REP Josh Kimbrell</b>	<b>30,362</b>
<b>DEM</b>	<b>DEM Angela L Geter</b>	<b>16,118</b>
<b>NON</b>	<b>Write-In</b>	<b>51</b>
		<b>46,531</b>

**State Senate, District 12** (Vote For **1**)Counties reporting **100%****Votes**

<b>REP</b>	 <b>REP Roger Allen Nutt</b>	<b>36,715</b>
<b>DEM</b>	<b>DEM Octavia Amaechi</b>	<b>20,545</b>
<b>NON</b>	<b>Write-In</b>	<b>70</b>
		<b>57,330</b>

## COUNTIES REPORTING



COUNTIES REPORTING **46/46**  
PRECINCTS REPORTING  
**2308/2308**

## VOTER TURNOUT

<b>TOTAL</b>	76.76%
Ballots Cast	2,566,404
Registered Voters	3,343,423

## REPORTS

## Summary CSV

Comma separated file showing total votes received.



## Detail XLS

County level details for election results. Contains votes received by choice in each contest for all participating counties.



## Detail XML

County level details for election results. Contains votes received by choice in each contest for all participating counties.



## Detail TXT

County level details for election results. Contains votes received by choice in each contest for all participating counties.



© 2024 Copyright: SOE Software