

STATE OF UTAH



OFFICE OF THE LIEUTENANT GOVERNOR


STATE BOARD OF CANVASSERS

The undersigned members of the State Board of Canvassers certify that they met pursuant to Utah Code Annotated section 20A-4-306 at noon on Monday, November 28, 2016, to compute and determine the vote for officers and for and against any ballot propositions voted upon by the voters of the entire state or two or more counties and that the attached report contains the official number of votes cast in the 2016 General Election.


IN WITNESS WHEREOF, we have hereunto set our hands this 28th day of November 2016.




Sean D. Reyes, Attorney General




John Dougall, State Auditor



David Damschen, State Treasurer



ATTEST:



Spencer J. Cox, Lieutenant Governor

2016 General Election Results	U.S. President & Vice President									
County	"Rocky" Roque de la Fuente, Michael Steinberg (UNA)	Jill Stein, Ajamu Baraka (UNA)	Alyson Kennedy, Osborne Hart (UNA)	Gary Johnson, Bill Weld (LIB)	Rocky Giordani, Farley Anderson (IAP)	Donald J. Trump, Michael R. Pence (REP)	Darrell L. Castle, Scott N. Bradley (CON)	Hillary Rodham Clinton, Timothy Michael Kaine (DEM)	Monica Moorehead, Lamont Lilly (UNA)	Evan McMullin, Nathan Johnson (UNA)
Beaver	0	10	1	36	6	1,838	12	264	1	323
Box Elder	15	76	4	591	61	12,230	210	2,282	9	4,257
Cache	33	330	11	1,630	68	21,139	669	8,563	9	13,695
Carbon	7	41	8	191	46	5,275	47	1,717	5	615
Daggett	0	0	0	17	1	331	4	77	0	44
Davis	81	864	46	5,390	349	62,219	883	28,776	53	39,735
Duchesne	2	18	1	107	6	5,508	68	500	2	730
Emery	0	3	2	71	28	3,425	15	380	2	362
Garfield	1	16	2	61	7	1,606	3	358	4	286
Grand	5	109	5	180	7	1,975	10	1,960	0	281
Iron	15	102	4	540	49	11,561	173	2,450	8	2,752
Juab	1	14	2	72	10	2,827	44	442	3	762
Kane	5	31	3	86	6	2,265	15	741	1	352
Millard	5	6	1	108	8	3,860	99	431	5	719
Morgan	2	11	1	142	3	3,188	68	577	2	1,198
Piute	0	1	0	11	2	626	5	47	1	36
Rich	2	1	0	21	0	797	10	104	0	174
Salt Lake	353	4,965	250	16,306	900	138,043	2,047	175,863	246	79,880
San Juan	8	47	5	165	0	2,645	45	2,042	4	486
Sanpete	7	30	0	186	26	6,673	139	1,061	2	2,038
Sevier	1	29	3	175	22	6,740	67	695	6	916
Summit	11	170	7	756	27	7,333	44	10,503	4	1,786
Tooele	17	182	11	783	123	11,169	191	4,573	11	4,769
Uintah	10	43	6	275	28	9,810	129	995	5	1,496
Utah	162	1,030	61	6,437	538	102,182	1,994	28,522	84	60,532
Wasatch	6	70	11	409	25	6,115	103	3,063	3	2,315
Washington	45	290	25	1,473	147	42,650	459	10,288	20	6,565
Wayne	1	12	1	18	3	966	14	271	0	135
Weber	88	937	50	3,371	256	40,235	465	23,131	54	16,451
TOTAL	883	9438	521	39608	2752	515231	8032	310676	544	243690
Percentage	0.1%	0.8%	0.05%	3.5%	0.2%	45.5%	0.7%	27.5%	0.05%	21.5%
Contest Sum	1131430									

2016 General Election Results	U.S. President & Vice President - Write-in Candidates														
County	Stephen Paul Parks	Mike Smith, Daniel White	Laurence Kotlikoff, Edward Leamer	Tom Hoefling, Steve Schulin	David Limbaugh, Bo Gingrich	Dustin Baird, Brandon Russell	Andrew D. Basiago, Karen D. Kinnison	Emidio Soltysik, Angela Nicole Walker	Tony Valdivia, Aaron Roy Barriere	Cherunda Fox, Roger Kushner	Sheila "Samm" Tittle, R. Charles Casper-Kacprowicz	Robert L. Buchanan, Jason A. Washington	Marshall Schoenke, James Creighton Mitchell Jr.	Janet Reid, John E. Reid	Jamin Burton, Victor Neves
Beaver	0	0	0	0	0	0	0	0	0	0	0	0	0	0	0
Box Elder	0	0	0	0	0	0	0	0	0	0	0	0	0	0	0
Cache	0	8	1	0	0	0	0	0	1	0	0	0	0	0	0
Carbon	0	0	0	0	0	0	0	0	0	0	0	0	0	0	0
Daggett	0	0	0	0	0	0	0	0	0	0	0	0	0	0	0
Davis	0	8	1	1	0	5	0	0	0	0	0	0	0	0	0
Duchesne	0	0	0	0	0	0	0	0	0	0	0	0	0	0	0
Emery	0	0	0	1	0	0	0	0	0	0	0	0	0	0	0
Garfield	0	0	0	0	0	0	0	0	0	0	0	0	0	0	0
Grand	0	0	0	0	0	1	0	0	0	0	0	0	0	0	0
Iron	0	0	0	0	0	0	0	0	0	0	0	0	0	0	0
Juab	0	0	0	0	0	0	0	0	0	0	0	0	0	0	0
Kane	0	0	0	0	0	0	0	0	0	0	0	0	0	0	0
Millard	0	0	0	0	0	0	0	0	0	0	0	0	0	0	0
Morgan	0	0	0	0	0	0	0	0	0	0	0	0	0	0	0
Piute	0	0	0	0	0	0	0	0	0	0	0	0	0	0	0
Rich	0	0	0	0	0	0	0	0	0	0	0	0	0	0	0
Salt Lake	0	1	6	1	0	1	2	4	0	0	0	0	0	0	0
San Juan	0	0	0	0	0	0	0	0	0	0	0	0	0	0	0
Sanpete	0	0	0	0	0	1	0	0	0	0	1	0	0	0	0
Sevier	0	0	0	0	0	0	0	0	0	0	0	0	0	0	0
Summit	0	0	0	0	0	0	0	0	0	0	0	0	0	0	0
Tooele	0	0	0	0	0	0	0	0	0	0	0	0	0	0	0
Uintah	0	0	0	0	0	0	0	0	0	0	0	0	0	0	0
Utah	0	1	1	3	0	1	1	0	0	0	0	1	0	0	1
Wasatch	0	0	0	0	0	0	0	0	0	0	0	0	0	0	0
Washington	0	0	0	0	0	0	1	0	0	0	0	0	0	0	0
Wayne	0	0	0	0	0	0	0	0	0	0	0	0	0	0	0
Weber	0	1	0	0	0	0	0	0	0	0	0	0	0	0	0
TOTAL	0	19	9	6	0	9	4	4	1	0	1	1	0	0	1
Percentage	0.0000%	0.0017%	0.0008%	0.0005%	0.0000%	0.0008%	0.0004%	0.0004%	0.0001%	0.0000%	0.0001%	0.0001%	0.0000%	0.0000%	0.0001%
Contest Sum	1131430														

U.S. Senate & House	U.S. Senate				U.S. House - District 1				U.S. House - District 2			U.S. House - District 3		U.S. House - District 4		
County	Misty K Snow (DEM)	Bill Barron (UNA)	Stoney Fonua (IAP)	Mike Lee (REP)	Rob Bishop (REP)	Craig Bowden (LIB)	Chadwick H. Fairbanks III (UNA)	Peter C. Clemens (DEM)	Chris Stewart (REP)	Charlene Albarran (DEM)	Paul J. McCollaum Jr. (CON)	Stephen P. Tryon (DEM)	Jason Chaffetz (REP)	Collin R. Simonsen (CON)	Doug Owens (DEM)	Mia B. Love (REP)
Beaver	295	26	46	2,075					2,020	320	112					
Box Elder	2,328	466	460	16,240	15,300	971	422	2,914								
Cache	8,378	979	961	35,209	31,574	2,840	745	10,219								
Carbon	1,882	136	210	5,607								2,456	5,352			
Daggett	95	14	12	340	310	42	8	95								
Davis	28,459	2,654	4,170	102,865	57,066	4,925	1,371	18,707	40,209	13,198	2,118					
Duchesne	621	104	114	6,047	5,755	292	123	713								
Emery	461	59	77	3,648								537	3,659			
Garfield	361	46	26	1,903					1,829	386	74					
Grand	2,032	172	87	2,258								2,210	2,299			
Iron	2,567	213	462	14,239					13,542	2,731	1,060					
Juab	448	55	86	3,574					233	107	26			201	745	2,869
Kane	752	81	65	2,568					2,507	794	119					
Millard	469	61	81	4,575					4,166	455	576					
Morgan	595	84	106	4,378	4,037	232	68	816								
Piute	54	4	14	640					621	53	26					
Rich	110	14	13	970	932	32	16	130								
Salt Lake	168,403	11,699	10,584	220,652					31,559	57,950	3,171	36,166	51,753	11,067	104,722	114,981
San Juan	1,947	91	137	3,243								2,117	3,227			
Sanpete	1,128	130	228	8,583					4,523	541	302			290	926	3,427
Sevier	836	114	176	7,438					7,273	824	434					
Summit	9,610	816	354	9,409	8,562	941	196	10,529								
Tooele	4,959	425	773	15,325					14,632	5,252	1,457					
Uintah	1,232	247	234	10,989	10,362	580	273	1,397								
Utah	26,246	3,980	4,205	164,401								28,777	134,808	2,001	7,020	26,320
Wasatch	2,898	277	241	8,464								3,453	8,491			
Washington	10,220	1,213	1,179	48,244					46,382	10,875	2,992					
Wayne	260	51	23	1,079					1,046	294	52					
Weber	24,214	1,956	2,216	55,278	49,030	5,441	1,628	27,861								
TOTAL	301860	26167	27340	760241	182928	16296	4850	73381	170542	93780	12519	75716	209589	13559	113413	147597
Percentage	27.1%	2.3%	2.5%	68.1%	65.9%	5.9%	1.7%	26.4%	61.6%	33.9%	4.5%	26.5%	73.5%	4.9%	41.3%	53.8%
Contest Sum		1115608				277455				276841			285305		274569	

State Offices	Governor & Lieutenant Governor					Attorney General				State Auditor			State Treasurer		
County	Gary R. Herbert, Spencer J. Cox (REP)	Superdell Schanze, Gregory C. Duerden (IAP)	Brian E Kamerath, Barry Evan Short (LIB)	Mike Weinholtz, Kim Bowman (DEM)	L.S. Brown (Write-in)	Michael W. IsBell (IAP)	Jon V. Harper (DEM)	Sean D. Reyes (REP)	W. Andrew McCullough (LIB)	John Dougall (REP)	Jared Green (IAP)	Mike Mitchell (DEM)	Richard Proctor (CON)	Neil A. Hansen (DEM)	David Damschen (REP)
Beaver	2,033	46	63	324	0	66	308	1,948	107	1,833	122	421	159	468	1,739
Box Elder	16,084	357	635	2,564	0	619	2,337	15,146	1,223	14,532	1,375	3,099	1,698	3,646	13,639
Cache	34,553	681	1,581	9,025	7	1,340	7,563	32,222	2,973	30,416	2,779	9,488	3,580	9,705	28,894
Carbon	5,574	142	180	2,034	0	316	1,675	5,103	625	4,581	555	2,539	530	2,647	4,425
Daggett	351	5	12	104	0	23	91	296	36	272	41	122	47	117	265
Davis	101,402	1,946	4,498	30,720	15	4,126	25,944	98,249	8,274	92,970	8,722	32,541	9,187	33,506	90,700
Duchesne	5,837	151	219	715	0	179	599	5,745	327	5,498	367	883	550	913	5,284
Emery	3,638	82	61	483	0	150	539	3,331	163	3,207	230	717	254	834	3,039
Garfield	1,888	26	47	378	0	39	354	1,774	114	1,704	102	427	145	429	1,657
Grand	2,266	50	156	2,067	0	119	1,839	2,096	372	2,074	265	1,991	204	2,041	2,068
Iron	13,646	360	862	2,597	1	621	2,331	12,976	1,235	12,627	1,217	3,033	1,602	3,029	12,145
Juab	3,483	56	110	487	0	105	469	3,225	197	3,002	202	726	368	737	2,798
Kane	2,589	58	93	729	0	106	699	2,428	176	2,316	190	802	195	827	2,271
Millard	4,455	74	145	534	5	123	478	4,279	273	3,975	319	739	493	855	3,688
Morgan	4,304	81	158	629	0	99	577	4,197	245	3,958	282	815	347	852	3,830
Piute	630	13	18	54	0	19	51	597	29	581	36	75	39	76	573
Rich	948	24	20	122	0	33	123	898	35	858	46	169	55	175	835
Salt Lake	218,570	5,094	11,671	181,462	30	10,692	151,565	212,678	30,029	194,859	23,226	175,515	24,732	176,385	187,053
San Juan	3,188	129	149	1,975	0	210	1,989	2,873	293	2,778	389	2,123	358	2,184	2,736
Sanpete	8,701	197	244	1,033	2	400	1,123	7,883	469	7,373	741	1,548	916	1,734	6,999
Sevier	7,305	176	188	903	11	286	753	7,116	310	6,795	480	1,105	600	1,112	6,618
Summit	9,595	163	541	10,162	0	386	9,086	9,008	1,286	8,696	892	9,697	808	9,603	8,779
Tooele	15,030	484	752	5,425	6	901	4,429	14,267	1,707	13,538	1,725	5,769	2,325	5,970	12,544
Uintah	10,697	218	408	1,388	1	346	1,136	10,372	624	10,130	664	1,549	926	1,572	9,790
Utah	162,178	2,720	6,368	28,469	14	4,764	24,917	153,273	12,804	149,332	10,673	32,273	14,510	33,813	143,047
Wasatch	8,552	140	291	3,125	0	247	2,720	8,149	704	7,602	620	3,214	701	3,322	7,379
Washington	47,202	1,125	2,256	10,565	3	1,707	9,962	45,223	3,381	44,503	3,403	11,469	4,154	11,909	42,971
Wayne	1,108	14	19	275	0	24	251	1,056	54	991	52	305	60	309	983
Weber	55,043	1,300	3,082	25,001	2	2,641	21,663	52,656	5,910	48,674	5,977	26,471	5,822	29,227	45,976
TOTAL	750850	15912	34827	323349	97	30687	275571	719064	73975	679675	65692	329625	75365	337997	652725
Percentage	66.7%	1.4%	3.1%	28.7%	0.01%	2.8%	25.1%	65.4%	6.7%	63.2%	6.1%	30.7%	7.1%	31.7%	61.2%
Contest Sum			1125035				1099297				1074992			1066087	

Multi-County State Senate	Utah Senate - District 13		Utah Senate - District 16		Utah Senate - District 19			Utah Senate - District 20		Utah Senate - District 23		Utah Senate - District 24	Utah Senate - District 25	Utah Senate - District 27	
County	Jake Anderegg (REP)	David (Dave) Lifferth (Write-in)	Curt Bramble (REP)	Jason Christensen (IAP)	Deana Froerer (DEM)	Allen M. Christensen (REP)	Michael Joseph Seguin (Write-in)	Gregg Buxton (REP)	Alan G. Yorgason (DEM)	Steve Hartwick (DEM)	Todd Weiler (REP)	Ralph Okerlund (REP)	Lyle W. Hillyard (REP)	David P. Hinkins (REP)	Heidi Redd (DEM)
Beaver												106			
Box Elder															
Cache													29,293		
Carbon														5,711	2,118
Daggett															
Davis								4,870	2,176	11,506	28,718				
Duchesne															
Emery														3,727	548
Garfield												1,841			
Grand														1,950	2,544
Iron															
Juab												3,719			
Kane												2,698			
Millard												4,566			
Morgan					72	343	0								
Piute												646			
Rich													995		
Salt Lake	4,109	0													
San Juan														2,659	2,719
Sanpete												8,608			
Sevier												7,857			
Summit					3,775	3,289	0								
Tooele															
Uintah															
Utah	34,985	10	21,192	4,994								2,129		11,189	3,216
Wasatch			297	98										963	481
Washington															
Wayne												1,168			
Weber					12,534	17,362	1	19,426	8,581						
TOTAL	39,094	10	21489	5092	16381	20994	1	24296	10757	13953	29883	33338	30288	26199	11626
Percentage	99.97%	0.03%	80.8%	19.2%	43.8%	56.2%	0.003%	69.3%	30.7%	31.8%	68.2%	100.0%	100.0%	69.3%	30.7%
Contest Sum	39,104		26581		37376			35053		43836		33338	30288	37825	

Single-County State Senate	Utah Senate - District 1		Utah Senate - District 6			Utah Senate - District 7		Utah Senate - District 8		Utah Senate - District 10		Utah Senate - District 14			Utah Senate - District 29	
County	Luz Escamilla (DEM)	Fred C Johnson (REP)	Wayne A. Harper (REP)	Jim Dexter (LIB)	Celina Milner (DEM)	Deidre Henderson (REP)	Andrew Apsley (DEM)	Brian E Shiozawa (REP)	Ash Anderson (DEM)	Dan Paget (DEM)	Lincoln Fillmore (REP)	Dan Hemmert (REP)	Joe Buchman (LIB)	Curt Crosby (IAP)	Don L. Ipson (REP)	Dorothy A. Engelman (DEM)
Beaver																
Box Elder																
Cache																
Carbon																
Daggett																
Davis																
Duchesne																
Emery																
Garfield																
Grand																
Iron																
Juab																
Kane																
Millard																
Morgan																
Piute																
Rich																
Salt Lake	11,957	8,372	19,325	2,266	12,682			23,533	17,577	13,442	31,762					
San Juan																
Sanpete																
Sevier																
Summit																
Tooeele																
Uintah																
Utah						28,592	5,589					34,681	3,776	1,732		
Wasatch																
Washington															32,177	9,114
Wayne																
Weber																
TOTAL	11957	8372	19325	2266	12682	28592	5589	23533	17577	13442	31762	34681	3776	1732	32177	9114
Percentage	58.8%	41.2%	56.4%	6.6%	37.0%	83.6%	16.4%	57.2%	42.8%	29.7%	70.3%	86.3%	9.4%	4.3%	77.9%	22.1%
Contest Sum	20329		34273			34181		41110		45204		40189			41291	

Multi-County State House	Utah House - District 1		Utah House - District 5		Utah House - District 11		Utah House - District 12	Utah House - District 28	Utah House - District 29		Utah House - District 53		Utah House - District 54	
County	Sherry Phipps (CON)	Scott Sandall (REP)	David L. Clark (DEM)	R. Curt Webb (REP)	Kelly B. Miles (REP)	Amy Morgan (DEM)	Mike Schultz (REP)	Brian S. King (DEM)	Lee B. Perry (REP)	Angela B. Urrea (DEM)	Cole R. Capener (DEM)	Logan Wilde (REP)	Rudi Kohler (DEM)	Tim Quinn (REP)
Beaver														
Box Elder	2,222	10,589	0	0					5,438	865				
Cache	111	679	3,059	12,522										
Carbon														
Daggett											109	337		
Davis					2,895	1,065	941							
Duchesne											146	1,325		
Emery														
Garfield														
Grand														
Iron														
Juab														
Kane														
Millard														
Morgan											649	4,467		
Piute														
Rich											142	942		
Salt Lake								15,102						
San Juan														
Sanpete														
Sevier														
Summit								1,090			4,947	6,040	4,850	2,438
Tooele														
Uintah														
Utah														
Wasatch													4,313	7,604
Washington														
Wayne														
Weber					6,626	4,096	10,707		7,877	1,886				
TOTAL	2333	11268	3059	12522	9521	5161	11648	16192	13315	2751	5993	13111	9163	10042
Percentage	17.2%	82.8%	19.6%	80.4%	64.8%	35.2%	100.0%	100.0%	82.9%	17.1%	31.4%	68.6%	47.7%	52.3%
Contest Sum	13601		15581		14682		11648	16192	16066		19104		19205	

Multi-County State House	Utah House - District 55		Utah House - District 58	Utah House - District 68			Utah House - District 69		Utah House - District 70		Utah House - District 71		Utah House - District 73	
County	Wayne Stevens (DEM)	Scott H. Chew (REP)	Derrin R. Owens (REP)	Kirk Pearson (CON)	Merrill Nelson (REP)	Cindee Beard (DEM)	Brad King (DEM)	Christine F Watkins (REP)	Carl R. Albrecht (REP)	William J. Groff (DEM)	Chuck Goode (DEM)	Brad Last (REP)	Mike Noel (REP)	Ty Markham (DEM)
Beaver				30	241	144							1,521	488
Box Elder														
Cache														
Carbon							4,664	3,275						
Daggett														
Davis														
Duchesne	169	1,533					927	2,632						
Emery							142	202	3,163	644				
Garfield													1,754	561
Grand							877	867	1,069	1,617				
Iron											542	3,417		
Juab			3,403	42	213	107								
Kane													2,353	1,107
Millard				398	4,103	608								
Morgan														
Piute													621	74
Rich														
Salt Lake														
San Juan													2,891	2,379
Sanpete			8,428						130	21				
Sevier									7,402	955			82	8
Summit														
Tooele				1,090	6,004	1,932								
Uintah	1,365	11,133												
Utah				37	153	28								
Wasatch														
Washington											2,350	9,427		
Wayne													971	426
Weber														
TOTAL	1534	12666	11831	1597	10714	2819	6610	6976	11764	3237	2892	12844	10193	5043
Percentage	10.8%	89.2%	100.0%	10.6%	70.8%	18.6%	48.7%	51.3%	78.4%	21.6%	18.4%	81.6%	66.9%	33.1%
Contest Sum	14200		11831	15130			13586		15001		15736		15236	

Single-County State House	Utah House - District 2	Utah House - District 3	Utah House - District 4	Utah House - District 6			Utah House - District 7		Utah House - District 8		Utah House - District 9	
County	Jefferson Moss (REP)	Val K. Potter (REP)	Edward Redd (REP)	Aaron A. Davis (LIB)	Donna Gibbons (DEM)	Cory Maloy (REP)	Floyd Handley (DEM)	Justin Fawson (REP)	Matthew "Divergent" Frandsen (DEM)	Gage Froerer (REP)	Jeremy Peterson (REP)	Kathie J. Darby (DEM)
Beaver												
Box Elder												
Cache		13,325	9,440									
Carbon												
Daggett												
Davis												
Duchesne												
Emery												
Garfield												
Grand												
Iron												
Juab												
Kane												
Millard												
Morgan												
Piute												
Rich												
Salt Lake												
San Juan												
Sanpete												
Sevier												
Summit												
Tooele												
Uintah												
Utah	14,729			888	2,673	12,776						
Wasatch												
Washington												
Wayne												
Weber							4,363	10,182	4,563	8,923	5,561	4,426
TOTAL	14729	13325	9440	888	2673	12776	4363	10182	4563	8923	5561	4426
Percentage	100.0%	100.0%	100.0%	5.4%	16.4%	78.2%	30.0%	70.0%	33.8%	66.2%	55.7%	44.3%
Contest Sum	14729	13325	9440	16337			14545		13486		9987	

Single-County State House	Utah House - District 10			Utah House - District 13		Utah House - District 14	Utah House - District 15		Utah House - District 16			Utah House - District 17	
County	Dixon M. Pitcher (REP)	Jesus (Jesse) Garcia (DEM)	Derryck Gordon (LIB)	Bob Buckles (DEM)	Paul Ray (REP)	Karianne Lisonbee (REP)	Brad Miller (DEM)	Brad Wilson (REP)	Steve Handy (REP)	Tiffany Kopp (DEM)	Brent Zimmerman (LIB)	Christine Stenquist (DEM)	Stewart E. Barlow (REP)
Beaver													
Box Elder													
Cache													
Carbon													
Daggett													
Davis				3,706	9,843	10,266	3,361	13,864	9,778	3,383	1,214	4,775	12,716
Duchesne													
Emery													
Garfield													
Grand													
Iron													
Juab													
Kane													
Millard													
Morgan													
Piute													
Rich													
Salt Lake													
San Juan													
Sanpete													
Sevier													
Summit													
Tooele													
Uintah													
Utah													
Wasatch													
Washington													
Wayne													
Weber	6,228	4,252	788										
TOTAL	6228	4252	788	3706	9843	10266	3361	13864	9778	3383	1214	4775	12716
Percentage	55.3%	37.7%	7.0%	27.4%	72.6%	100.0%	19.5%	80.5%	68.0%	23.5%	8.4%	27.3%	72.7%
Contest Sum		11268			13549	10266		17225		14375			17491

Single-County State House	Utah House - District 18	Utah House - District 19		Utah House - District 20		Utah House - District 21		Utah House - District 22		Utah House - District 23		Utah House - District 24	Utah House - District 25
County	Timothy D. Hawkes (REP)	Kurt Weiland (DEM)	Raymond Ward (REP)	Becky Edwards (REP)	Jon Marsh (DEM)	Rick A. Pollock (DEM)	Douglas Sagers (REP)	Susan Duckworth (DEM)	Jamie White (REP)	Scott A. Hawkins (REP)	Sandra Hollins (DEM)	Rebecca Chavez-Houck (DEM)	Joel K. Briscoe (DEM)
Beaver													
Box Elder													
Cache													
Carbon													
Daggett													
Davis	17,463	5,154	13,239	12,223	4,686								
Duchesne													
Emery													
Garfield													
Grand													
Iron													
Juab													
Kane													
Millard													
Morgan													
Piute													
Rich													
Salt Lake								5,411	5,002	2,458	5,464	14,064	14,216
San Juan													
Sanpete													
Sevier													
Summit													
Tooele						4,375	7,912						
Uintah													
Utah													
Wasatch													
Washington													
Wayne													
Weber													
TOTAL	17463	5154	13239	12223	4686	4375	7912	5411	5002	2458	5464	14064	14216
Percentage	100.0%	28.0%	72.0%	72.3%	27.7%	35.6%	64.4%	52.0%	48.0%	31.0%	69.0%	100.0%	100.0%
Contest Sum	17463	18393		16909		12287		10413		7922		14064	14216

Single-County State House	Utah House - District 26	Utah House - District 27	Utah House - District 30		Utah House - District 31		Utah House - District 32		Utah House - District 33		Utah House - District 34		Utah House - District 35		
County	Angela Romero (DEM)	Mike Kennedy (REP)	Frank Bedolla (DEM)	Mike Winder (REP)	Sophia M. DiCaro (REP)	Elizabeth Weight (DEM)	Suzanne Harrison (DEM)	LaVar Christensen (REP)	Craig Hall (REP)	Peter Tomala (DEM)	Karen Kwan (DEM)	Macade Jensen (REP)	Patricia Phaklides (REP)	Chelsea Travis (LIB)	Mark A. Wheatley (DEM)
Beaver															
Box Elder															
Cache															
Carbon															
Daggett															
Davis															
Duchesne															
Emery															
Garfield															
Grand															
Iron															
Juab															
Kane															
Millard															
Morgan															
Piute															
Rich															
Salt Lake	7,282		4,441	6,306	3,994	4,234	8,534	8,537	4,279	4,160	6,558	5,485	2,841	941	6,186
San Juan															
Sanpete															
Sevier															
Summit															
Tooele															
Uintah															
Utah		16,583													
Wasatch															
Washington															
Wayne															
Weber															
TOTAL	7282	16583	4441	6306	3994	4234	8534	8537	4279	4160	6558	5485	2841	941	6186
Percentage	100.0%	100.0%	41.3%	58.7%	48.5%	51.5%	49.99%	50.01%	50.7%	49.3%	54.5%	45.5%	28.5%	9.4%	62.1%
Contest Sum	7282	16583	10747		8228		17071		8439		12043		9968		

Single-County State House	Utah House - District 36	Utah House - District 37		Utah House - District 38		Utah House - District 39		Utah House - District 40		Utah House - District 41		Utah House - District 42	Utah House - District 43	
County	Patrice Arent (DEM)	Kris Kimball (REP)	Carol Spackman Moss (DEM)	Charles Henderson (DEM)	Eric Hutchings (REP)	Jim Dunnigan (REP)	Paul R. Schulte (DEM)	Lynn Hemingway (DEM)	Joseph F. Breault (REP)	Chad S. Harrington (DEM)	Dan McCay (REP)	Kim Coleman (REP)	Edgar Harwood (DEM)	Adam Gardiner (REP)
Beaver														
Box Elder														
Cache														
Carbon														
Daggett														
Davis														
Duchesne														
Emery														
Garfield														
Grand														
Iron														
Juab														
Kane														
Millard														
Morgan														
Piute														
Rich														
Salt Lake	16,210	7,186	10,637	4,049	4,971	7,081	5,342	10,404	5,058	3,927	13,291	11,670	4,674	7,511
San Juan														
Sanpete														
Sevier														
Summit														
Tooele														
Uintah														
Utah														
Wasatch														
Washington														
Wayne														
Weber														
TOTAL	16210	7186	10637	4049	4971	7081	5342	10404	5058	3927	13291	11670	4674	7511
Percentage	100.0%	40.3%	59.7%	44.9%	55.1%	57.0%	43.0%	67.3%	32.7%	22.8%	77.2%	100.0%	38.4%	61.6%
Contest Sum	16210	17823		9020		12423		15462		17218		11670	12185	

Single-County State House	Utah House - District 44		Utah House - District 45		Utah House - District 46		Utah House - District 47		Utah House - District 48	Utah House - District 49		Utah House - District 50	
County	Christine Passey (DEM)	Bruce R. Cutler (REP)	Steve Eliason (REP)	Nikki Cunard (DEM)	Marie H. Poulson (REP)	Lee Anne Walker (LIB)	Ken Ivory (REP)	John Rendell (DEM)	Keven J. Stratton (REP)	Robert M. Spendlove (REP)	Zach Robinson (DEM)	Susan Pulsipher (REP)	Patty Rich (DEM)
Beaver													
Box Elder													
Cache													
Carbon													
Daggett													
Davis													
Duchesne													
Emery													
Garfield													
Grand													
Iron													
Juab													
Kane													
Millard													
Morgan													
Piute													
Rich													
Salt Lake	7,267	7,544	8,390	6,842	12,547	3,932	7,345	5,263		10,901	8,134	15,538	5,121
San Juan													
Sanpete													
Sevier													
Summit													
Tooele													
Uintah													
Utah									12,809				
Wasatch													
Washington													
Wayne													
Weber													
TOTAL	7267	7544	8390	6842	12547	3932	7345	5263	12809	10901	8134	15538	5121
Percentage	49.1%	50.9%	55.1%	44.9%	76.1%	23.9%	58.3%	41.7%	100.0%	57.3%	42.7%	75.2%	24.8%
Contest Sum	14811		15232		16479		12608		12809	19035		20659	

Single-County State House	Utah House - District 51			Utah House - District 52		Utah House - District 56	Utah House - District 57	Utah House - District 59		Utah House - District 60			Utah House - District 61	Utah House - District 62
County	Greg Hughes (REP)	Kyle Waters (DEM)	Gordon S. Jones (Write-in)	Garr K Smith (DEM)	John Knotwell (REP)	Kay J. Christofferson (REP)	Brian M. Green (REP)	Val L. Peterson (REP)	Rachel Nelson (DEM)	Bradley M. Daw (REP)	Brooke Swallow-Fenton (DEM)	Tommy Williams (IAP)	Keith Grover (REP)	Jon Stanard (REP)
Beaver														
Box Elder														
Cache														
Carbon														
Daggett														
Davis														
Duchesne														
Emery														
Garfield														
Grand														
Iron														
Juab														
Kane														
Millard														
Morgan														
Piute														
Rich														
Salt Lake	10,146	5,007	8	4,417	13,020									
San Juan														
Sanpete														
Sevier														
Summit														
Tooele														
Uintah														
Utah						13,894	12,865	11,065	2,861	10,283	2,738	541	10,587	
Wasatch														
Washington														14,115
Wayne														
Weber														
TOTAL	10146	5007	8	4417	13020	13894	12865	11065	2861	10283	2738	541	10587	14115
Percentage	66.9%	33.0%	0.1%	25.3%	74.7%	100.0%	100.0%	79.5%	20.5%	75.8%	20.2%	4.0%	100.0%	100.0%
Contest Sum		15161			17437	13894	12865		13926		13562		10587	14115

Single-County State House	Utah House - District 63		Utah House - District 64	Utah House - District 65	Utah House - District 66	Utah House - District 67	Utah House - District 72	Utah House - District 74	Utah House - District 75
County	Dean Sanpei (REP)	Nathan Smith Jones (DEM)	Norm Thurston (REP)	Francis D. Gibson (REP)	Mike McKell (REP)	Marc Roberts (REP)	John R. Westwood (REP)	V. Lowry Snow (REP)	Walt Brooks (REP)
Beaver									
Box Elder									
Cache									
Carbon									
Daggett									
Davis									
Duchesne									
Emery									
Garfield									
Grand									
Iron							11,635		
Juab									
Kane									
Millard									
Morgan									
Piute									
Rich									
Salt Lake									
San Juan									
Sanpete									
Sevier									
Summit									
Tooele									
Uintah									
Utah	5,437	1,428	9,086	13,784	12,968	12,095			
Wasatch									
Washington								15,363	11,897
Wayne									
Weber									
TOTAL	5437	1428	9086	13784	12968	12095	11635	15363	11897
Percentage	79.2%	20.8%	100.0%	100.0%	100.0%	100.0%	100.0%	100.0%	100.0%
Contest Sum	6865		9086	13784	12968	12095	11635	15363	11897

State Board of Education	State Board of Education - District 4		State Board of Education - District 7		State Board of Education - District 8		State Board of Education - District 10		State Board of Education - District 11		State Board of Education - District 12		State Board of Education - District 13		State Board of Education - District 15	
County	Jennifer Graviet	Dave Thomas	Carol Barlow-Lear	Shelly Teuscher	Richard R. Nelson	Janet A Cannon	Kathleen Riebe	Gary Thompson	Erin Preston	Lisa D. Cummins	Alisa Ellis	Dixie Lee Allen	Scott B. Neilson	Stan Lockhart	Michelle Boulter	Wesley J Christiansen
Beaver																
Box Elder																
Cache																
Carbon																
Daggett											159	243				
Davis	27,193	22,312														
Duchesne											2,079	3,737				
Emery																
Garfield																
Grand																
Iron															6,645	6,657
Juab																
Kane																
Millard																
Morgan																
Piute																
Rich																
Salt Lake			26,090	19,840	23,300	39,408	39,920	27,002	30,606	34,398						
San Juan																
Sanpete																
Sevier																
Summit			4,438	4,339							2,048	2,494				
Tooele																
Uintah											3,563	7,667				
Utah									1,205	1,353	20,459	10,599	25,309	22,263		
Wasatch											5,241	4,235				
Washington															23,113	21,163
Wayne																
Weber	7,805	4,546														
TOTAL	34998	26858	30528	24179	23300	39408	39920	27002	31811	35751	33549	28975	25309	22263	29758	27820
Percentage	56.6%	43.4%	55.8%	44.2%	37.2%	62.8%	59.7%	40.3%	47.1%	52.9%	53.7%	46.3%	53.2%	46.8%	51.7%	48.3%
Contest Sum	61856		54707		62708		66922		67562		62524		47572		57578	

Judicial Retention	Brian G. Cannell, 1st District Court Judge		Glen R. Dawson, 2nd District Court Judge		Michael G Allphin, 2nd District Court Judge		Ernest W. Jones, 2nd District Court Judge		Paul Boyd Parker, 3rd District Juvenile Court Judge		Kimberly Kay Hornak, 3rd District Juvenile Court Judge		Randall N. Skanchy, 3rd District Court Judge	
County	YES	NO	YES	NO	YES	NO	YES	NO	YES	NO	YES	NO	YES	NO
Beaver														
Box Elder	15,216	2,543												
Cache	32,243	4,746												
Carbon														
Daggett														
Davis			95,258	25,364	93,882	26,991	94,044	26,189						
Duchesne														
Emery														
Garfield														
Grand														
Iron														
Juab														
Kane														
Millard														
Morgan			3,650	906	3,578	961	3,600	931						
Piute														
Rich	838	158												
Salt Lake									231,014	81,790	242,552	71,861	228,152	84,182
San Juan														
Sanpete														
Sevier														
Summit									11,090	3,483	11,475	2,907	10,876	3,680
Tooele									14,116	4,372	14,383	4,167	13,662	4,935
Uintah														
Utah														
Wasatch														
Washington														
Wayne														
Weber			53,410	13,983	52,622	14,497	53,883	14,161						
TOTAL	48297	7447	152318	40253	150082	42449	151527	41281	256220	89645	268410	78935	252690	92797
Percentage	86.6%	13.4%	79.1%	20.9%	78.0%	22.0%	78.6%	21.4%	74.1%	25.9%	77.3%	22.7%	73.1%	26.9%
Contest Sum	55744		192571		192531		192808		345865		347345		345487	

Judicial Retention	James T. Blanch, 3rd District Court Judge		Mark S. Kouris, 3rd District Court Judge		Renee M. Jimenez, 3rd District Juvenile Court Judge		Robert P. Faust, 3rd District Court Judge		Vernice S. Trease, 3rd District Court Judge		Su J. Chon, 3rd District Court Judge		James R. Michie, Jr. 3rd District Juvenile Court Judge	
County	YES	NO	YES	NO	YES	NO	YES	NO	YES	NO	YES	NO	YES	NO
Beaver														
Box Elder														
Cache														
Carbon														
Daggett														
Davis														
Duchesne														
Emery														
Garfield														
Grand														
Iron														
Juab														
Kane														
Millard														
Morgan														
Piute														
Rich														
Salt Lake	232,776	77,209	229,310	80,893	239,793	72,281	222,271	88,345	233,851	75,495	180,901	135,410	233,511	76,156
San Juan														
Sanpete														
Sevier														
Summit	11,304	3,237	11,093	3,376	11,461	2,921	10,438	3,970	11,172	3,180	8,343	6,327	11,135	3,116
Tooele	14,045	4,372	13,919	4,529	14,134	4,367	13,958	4,478	14,075	4,320	11,937	6,495	14,016	4,316
Uintah														
Utah														
Wasatch														
Washington														
Wayne														
Weber														
TOTAL	258125	84818	254322	88798	265388	79569	246667	96793	259098	82995	201181	148232	258662	83588
Percentage	75.3%	24.7%	74.1%	25.9%	76.9%	23.1%	71.8%	28.2%	75.7%	24.3%	57.6%	42.4%	75.6%	24.4%
Contest Sum	342943		343120		344957		343460		342093		349413		342250	

Judicial Retention	Mark W. May, 3rd District Juvenile Court Judge		Bruce C. Lubeck, 3rd District Court Judge		Barry G. Lawrence, 3rd District Court Judge		F. Richards Smith III, 4th District Juvenile Court Judge		Suchada P. Bazzelle, 4th District Juvenile Court Judge		Darold J. McDade, 4th District Court Judge	
County	YES	NO	YES	NO	YES	NO	YES	NO	YES	NO	YES	NO
Beaver												
Box Elder												
Cache												
Carbon												
Daggett												
Davis												
Duchesne												
Emery												
Garfield												
Grand												
Iron												
Juab							3,063	537	2,959	617	2,960	653
Kane												
Millard							3,560	1,106	3,406	1,241	3,376	1,275
Morgan												
Piute												
Rich												
Salt Lake	227,925	80,573	227,404	79,481	228,241	75,427						
San Juan												
Sanpete												
Sevier												
Summit	10,864	3,419	10,954	3,473	11,123	3,154						
Tooele	14,096	4,291	13,909	4,383	14,078	4,242						
Uintah												
Utah							138,548	27,801	134,232	32,036	128,604	38,493
Wasatch							7,772	1,754	7,554	1,955	7,155	2,322
Washington												
Wayne												
Weber												
TOTAL	252885	88283	252267	87337	253442	82823	152943	31198	148151	35849	142095	42743
Percentage	74.1%	25.9%	74.3%	25.7%	75.4%	24.6%	83.1%	16.9%	80.5%	19.5%	76.9%	23.1%
Contest Sum	341168		339604		336265		184,141		184,000		184,838	

Judicial Retention	Thomas Miles Higbee, 5th District Juvenile Court Judge		Jeffrey C. Wilcox, 5th District Court Judge		Paul D. Lyman, 6th District Juvenile Court Judge		George M. Harmond, Jr., 7th District Court Judge		Douglas B. Thomas, 7th District Court Judge		Keith E Eddington, 8th District Juvenile Court Judge	
County	YES	NO	YES	NO	YES	NO	YES	NO	YES	NO	YES	NO
Beaver	1,935	365	1,913	368								
Box Elder												
Cache												
Carbon							5,218	2,378	5,812	1,606		
Daggett											339	74
Davis												
Duchesne											5,336	911
Emery							2,971	946	3,137	737		
Garfield					1,659	393						
Grand							2,720	993	2,741	933		
Iron	13,396	2,112	12,945	2,217								
Juab												
Kane					2,409	411						
Millard												
Morgan												
Piute					522	144						
Rich												
Salt Lake												
San Juan							3,187	1,202	3,139	1,220		
Sanpete					7,217	1,706						
Sevier					6,514	1,473						
Summit												
Tooele												
Uintah											9,410	1,923
Utah												
Wasatch												
Washington	42,242	8,281	42,581	8,494								
Wayne					1,044	281						
Weber												
TOTAL	57573	10758	57439	11079	19365	4408	14096	5519	14829	4496	15085	2908
Percentage	84.3%	15.7%	83.8%	16.2%	81.5%	18.5%	71.9%	28.1%	76.7%	23.3%	83.8%	16.2%
Contest Sum	68331		68518		23773		19615		19325		17993	

Judicial Retention	Ryan B. Evershed, 8th District Juvenile Court Judge		Samuel P. Chiara, 8th District Court Judge	
County	YES	NO	YES	NO
Beaver				
Box Elder				
Cache				
Carbon				
Daggett	333	81	334	76
Davis				
Duchesne	5,101	977	5,153	1,030
Emery				
Garfield				
Grand				
Iron				
Juab				
Kane				
Millard				
Morgan				
Piute				
Rich				
Salt Lake				
San Juan				
Sanpete				
Sevier				
Summit				
Tooele				
Uintah	9,526	1,850	9,170	2,110
Utah				
Wasatch				
Washington				
Wayne				
Weber				
TOTAL	14960	2908	14657	3216
Percentage	83.7%	16.3%	82.0%	18.0%
Contest Sum	17868		17873	

2016 General Election Results	Constitutional Amendment A		Constitutional Amendment B		Constitutional Amendment C	
County	FOR	AGAINST	FOR	AGAINST	FOR	AGAINST
Beaver	1,071	1,178	1,115	1,107	793	1,480
Box Elder	11,145	7,165	11,419	6,920	8,061	10,356
Cache	26,804	13,363	25,605	14,145	18,465	22,003
Carbon	4,467	3,000	4,608	2,868	3,106	4,438
Daggett	266	165	267	172	180	261
Davis	86,538	41,406	84,094	43,118	56,359	72,115
Duchesne	3,301	2,959	3,315	2,860	2,506	3,814
Emery	2,309	1,662	2,409	1,517	1,844	2,130
Garfield	1,235	871	1,181	882	860	1,252
Grand	2,517	1,536	2,531	1,532	1,219	2,961
Iron	9,646	6,212	9,167	6,538	6,878	9,132
Juab	2,119	1,639	2,346	1,430	1,581	2,207
Kane	1,812	1,169	1,743	1,199	1,227	1,776
Millard	2,569	2,307	2,558	2,300	1,898	3,014
Morgan	2,924	1,872	2,970	1,765	2,042	2,768
Piute	332	321	337	308	311	350
Rich	601	417	539	480	422	605
Salt Lake	231,241	118,496	224,290	123,908	135,003	220,523
San Juan	2,483	2,125	2,532	2,065	1,901	2,712
Sanpete	5,980	3,185	5,281	3,749	3,893	5,326
Sevier	4,397	3,560	4,449	3,430	3,088	4,879
Summit	11,400	5,510	11,287	5,811	6,703	10,883
Tooele	11,671	8,227	12,249	7,568	8,070	11,873
Uintah	6,393	5,269	6,450	5,103	4,768	6,953
Utah	124,140	56,213	120,629	58,482	95,191	85,803
Wasatch	6,481	4,017	6,360	3,959	4,503	6,197
Washington	33,547	21,388	33,105	21,515	24,471	31,036
Wayne	742	566	866	456	499	815
Weber	47,392	27,437	46,491	28,021	30,365	45,123
TOTAL	645523	343235	630193	353208	426207	572785
Percentage	65.3%	34.7%	64.1%	35.9%	42.7%	57.3%
Contest Sum	988758		983401		998992	

2016 General Election Results	Independent American Party	Democratic Party	Republican Party	Constitution Party	Libertarian Party
County	Straight Ticket Votes	Straight Ticket Votes	Straight Ticket Votes	Straight Ticket Votes	Straight Ticket Votes
Beaver	42	118	637	5	12
Box Elder	321	742	4,772	42	85
Cache	990	2,038	7,269	106	164
Carbon	193	758	1,514	16	35
Daggett	4	29	78	1	1
Davis	4,042	10,142	28,769	287	850
Duchesne	88	230	2,470	35	22
Emery	80	159	1,253	7	9
Garfield	13	75	598	3	6
Grand	46	381	512	2	14
Iron	197	713	3,783	34	62
Juab	0	0	0	0	0
Kane	35	213	925	3	9
Millard	47	156	1,158	18	12
Morgan	39	128	1,072	7	14
Piute	8	24	273	1	0
Rich	4	15	197	0	2
Salt Lake	8,649	60,214	47,485	430	1,717
San Juan	106	1,310	907	13	33
Sanpete	106	310	1,970	21	29
Sevier	103	226	2,684	18	18
Summit	198	2,821	2,330	8	63
Tooele	690	2,030	4,906	81	111
Uintah	144	359	3,896	46	38
Utah	1,827	9,254	46,047	371	880
Wasatch	144	839	1,834	8	30
Washington	911	4,451	21,566	154	266
Wayne	10	54	143	0	2
Weber	1,437	9,233	16,286	106	385
TOTAL	20474	107022	205334	1823	4869

Voter Turnout			
County	Total Active Registered	Total Ballots Cast	% Turnout
Beaver	3,120	2,532	81.15%
Box Elder	27,025	20,014	74.06%
Cache	55,126	47,110	85.46%
Carbon	11,421	8,093	70.86%
Daggett	639	484	75.74%
Davis	159,814	140,986	88.22%
Duchesne	8,576	7,030	81.97%
Emery	6,075	4,359	71.75%
Garfield	2,851	2,393	83.94%
Grand	5,094	4,652	91.32%
Iron	20,840	17,911	85.95%
Juab	5,908	4,778	80.87%
Kane	3,851	3,568	92.65%
Millard	6,098	5,315	87.16%
Morgan	6,625	5,251	79.26%
Piute	1,020	744	72.94%
Rich	1,345	1,131	84.09%
Salt Lake	510,397	427,064	83.67%
San Juan	7,062	5,601	79.31%
Sanpete	11,661	10,347	88.73%
Sevier	9,685	8,737	90.21%
Summit	24,029	21,037	87.55%
Tooele	29,728	22,145	74.49%
Uintah	14,385	12,938	89.94%
Utah	274,993	204,693	74.44%
Wasatch	15,113	12,381	81.92%
Washington	80,207	63,117	78.69%
Wayne	1,618	1,443	89.18%
Weber	100,969	86,515	85.68%
TOTAL	1,405,275	1,152,369	82.00%