

[Statewide Results](#)
2016 Statewide General Election [RSS](#)

[Results by County](#)

Registered Voters: 3,129,467
Ballots Cast: 2,123,584
Voter Turnout: 67.86 %

Counties Partially Reported: 0 of 46
Counties Completely Reported: 46 of 46

Last updated 11/16/2016 4:01:15 PM EST

OFFICIAL RESULTS

Precinct-level results by county and contest are located under the "Results by County" tab above.

[Search Contests](#)
 (205 of 205)

[Next >>](#)



Go To Page **1** Contest Per Page **5**

President and Vice President (Vote For 1)
 46 of 46 Counties Reporting

	Percent	Votes
Hillary Rodham Clinton / Timothy Michael Kaine (DEM)	40.67%	855,373
Darrell Castle / Scott Bradley (CON)	0.27%	5,765
Evan McMullin / Nathan Johnson (IND)	1.00%	21,016
Jill Stein / Ajamu Baraka (GRN)	0.62%	13,034
Donald J Trump / Michael R Pence (REP)	54.94%	1,155,389
Peter Skewes / Michael Lacy (AMR)	0.15%	3,246
Gary Johnson / Bill Weld (LIB)	2.34%	49,204
		2,103,027






U.S. Senate (Vote For 1)
 46 of 46 Counties Reporting

	Percent	Votes
Thomas Dixon (DEM)	34.37%	704,540
Thomas Dixon (WFM)	1.83%	37,610
Bill Bledsoe (CON)	0.62%	12,652
Thomas Dixon (GRN)	0.73%	14,872
Tim Scott (REP)	60.57%	1,241,609
Rebel Michael Scarborough (AMR)	0.58%	11,923
Bill Bledsoe (LIB)	1.21%	24,830
Write-In (NON)	0.09%	1,857
		2,049,893

U.S. House of Representatives, District 1 (Vote For 1)
 5 of 5 Counties Reporting

	Percent	Votes
Dimitri Cherny (DEM)	33.99%	110,539
Dimitri Cherny (WFM)	1.77%	5,757






U.S. House of Representatives, District 1 (Vote For 1)

		Percent	Votes
Dimitri Cherny (GRN)		1.07%	3,483
Mark Sanford (REP)		58.56%	190,410
Albert Trivison (AMC)		0.85%	2,774
Michael Grier Jr (LIB)		3.57%	11,614
Write-In (NON)		0.18%	593
		325,170	

[{2}](#)

U.S. House of Representatives, District 2 (Vote For 1)




5 of 5 Counties Reporting

		Percent	Votes
Arik Bjorn (DEM)		34.53%	105,306
Arik Bjorn (GRN)		1.36%	4,146
Joe Wilson (REP)		60.25%	183,746
Eddie McCain (AMR)		3.75%	11,444
Write-In (NON)		0.12%	354
		304,996	

[{2}](#)

U.S. House of Representatives, District 3 (Vote For 1)

10 of 10 Counties Reporting

		Percent	Votes
Hosea Cleveland (DEM)		27.06%	72,933
Jeff Duncan (REP)		72.84%	196,325
Write-In (NON)		0.10%	282
		269,540	

[{2}](#)

[Next >>](#)