

OFFICIAL RESULTS
General Election - November 6, 2012

Auto Update: 4:19

Precincts Fully Reporting: 735/735

Precincts Partially Reporting: 0/735

Last Updated: 11/28/2012 2:55:47 PM

[My Tracked Contests](#) | [Results Home](#) | [SOS Home](#)



ELECTION RESULTS



- [Statewide Races](#)
- [Statewide Ballot Questions/Justice Retention](#)
- [State Legislative Races](#)
- [Water Development District](#)
- [County Races and Ballot Questions](#)
- [Municipal & School Races and Ballot Questions](#)

RESOURCES



- [Voter Turnout](#)
- [Provisional Ballots](#)
- [Search By Race](#)
- [Search By Candidate](#)
- [Select Results](#)
- [Media](#)
- [Election Terminology \(FAQ\)](#)
- [Kids Voting](#)

ELECTION MAPS



- [Precincts Reporting Map](#)
- [House Map](#)
- [Senate Map](#)

STATEWIDE RACES



Presidential Electors -

Follow This Contest

Precincts Fully Reporting: 735/735
 Precincts Partially Reporting: 0/735



Votes Percent

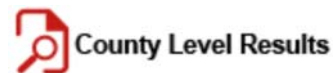
DEM Obama & Biden Electors	145,039	39.87%
CON Goode & Clymer Electors	2,371	0.65%
REP Romney & Ryan Electors	210,610	57.89%
LIB Johnson & Gray Electors	5,795	1.59%

United States Representative

Follow This Contest

Precincts Fully Reporting: 735/735
 Precincts Partially Reporting: 0/735


[Tweet](#)



Votes Percent

DEM Matt	153,789	42.55%
-----------------	---------	--------

Votes Percent

Varilek
 **REP** Kristi Noem 207,640 57.45%

Public Utilities Commissioner

Follow This Contest

Precincts Fully Reporting: 735/735 Precincts Partially Reporting: 0/735

[Tweet](#)




County Level Results



View Map

Votes Percent

DEM Matt McGovern 140,443 40.41%
 **REP** Kristie Fiegen 187,383 53.92%
LIB Russell Clarke 19,696 5.67%

Public Utilities Commissioner

Follow This Contest

Precincts Fully Reporting: 735/735 Precincts Partially Reporting: 0/735

[Tweet](#)



County Level Results



View Map

Votes Percent

DEM Nick Nemec 111,448 32.97%
 **REP** Chris Nelson 226,588 67.03%