

Return of Votes

For Massachusetts State Election

November 6, 2012



Compiled by
William Francis Galvin
Secretary of the Commonwealth
Elections Division

Certified by the
Governor and Council

ELECTORS OF PRESIDENT AND VICE PRESIDENT

SENATOR IN CONGRESS

REPRESENTATIVES IN CONGRESS

EXECUTIVE COUNCILLORS

SENATORS IN GENERAL COURT

REPRESENTATIVES IN GENERAL COURT

CLERK OF COURTS

REGISTER OF PROBATE - HAMPSHIRE & SUFFOLK COUNTIES - VACANCY

SHERIFF - MIDDLESEX COUNTY - VACANCY

STATE-WIDE BALLOT QUESTIONS

HAMPSHIRE COUNCIL OF GOVERNMENT CHARTER

PUBLIC POLICY QUESTIONS

The Commonwealth of Massachusetts

EXECUTIVE DEPARTMENT, COUNCIL CHAMBERS

November 28, 2012

His Excellency the Governor and Council, having examined the returns of votes for Electors of the President and Vice President, Senator in Congress, Representatives in Congress, State Officers and ballot questions given in the several cities and towns in the manner prescribed by the Constitution and Laws of the Commonwealth on the sixth day of November last past, find that the following named persons have received the number of votes set against their names.

ELECTORS OF PRESIDENT AND VICE PRESIDENT

Johnson and Gray (Libertarian) have.....	30,920
Obama and Biden (Democratic) have.....	1,921,290
and appear to be elected.	
Romney and Ryan (Republican) have	1,188,314
Stein and Honkala (Green-Rainbow) have	20,691
All others.....	6,552
Blanks	16,429
Total votes cast	3,184,196

His Excellency the Governor and Council therefore proclaim the following named Electors of President and Vice President to have received at least one-fifth the entire number of votes cast for electors, have received the number of votes set against their names.

Democratic Party Presidential Electors

Sandi E. Bagley	1,921,290
Janet M. Beyer	1,921,290
James Eliseo DiTullio	1,921,290
Louis A. Elisa, II	1,921,290
Paul J. Giorgio	1,921,290
Candy Glazer	1,921,290
Susan M. Kennedy	1,921,290
Mike Lake	1,921,290
James McGowan	1,921,290
Karen L. Payne	1,921,290
Diane M. Saxe	1,921,290

Republican Party Presidential Electors

Sandra Matejic Edgerley	1,188,314
Jane C. Edmonds	1,188,314
Eric P. Fehrstrom	1,188,314
Peter G. Flaherty, II	1,188,314
Kerry Healey	1,188,314
Ronald C. Kaufman	1,188,314
Beth E. Meyers	1,188,314
Ann D. Romney	1,188,314
Taggart M. Romney	1,188,314
Robert Francis White	1,188,314
Spencer Zwick	1,188,314

UNITED STATES SENATOR

Scott P. Brown, of Wrentham (Republican) has.....	1,458,048
Elizabeth A. Warren, of Cambridge (Democrat) has	1,696,346
and appears to be elected.	
All Others.....	2,159
Blanks	27,643
Total Votes Cast.....	3,184,196

REPRESENTATIVE IN CONGRESS

FIRST DISTRICT

Richard E. Neal, of Springfield (Democrat) has.....	261,936
and is duly elected.	
All Others.....	4,197
Blanks	70,422
Total Votes Cast.....	336,555

SECOND DISTRICT

James P. McGovern, of Worcester (Democrat) has.....	259,257
and is duly elected.	
All Others.....	4,078
Blanks	79,401
Total Votes Cast.....	342,736

THIRD DISTRICT

Nicola S. Tsongas, of Lowell (Democrat) has.....	212,119
and is duly elected.	
Jonathan A. Golnik, of Carlisle (Republican) has	109,372
All Others.....	262
Blanks	13,358
Total Votes Cast.....	335,111

FOURTH DISTRICT

Sean Bielat, of Norfolk (Republican) has	129,936
Joseph P. Kennedy, III, of Brookline (Democrat) has	221,303
and is duly elected.	
David A. Rosa, of Dighton (Independent) has.....	10,741
All Others.....	265
Blanks	10,869
Total Votes Cast.....	373,114

FIFTH DISTRICT

Edward J. Markey, of Malden (Democrat) has.....	257,490
and is duly elected.	
Tom Tierney, of Framingham (Republican) has.....	82,944
All Others.....	675
Blanks	23,092
Total Votes Cast.....	364,201

SIXTH DISTRICT

John F. Tierney, of Salem (Democrat) has	180,942
and is duly elected.	
Richard R. Tisei, of Wakefield (Republican) has	176,612
Daniel Fishman, of Beverly (Libertarian) has	16,739
All Others.....	514
Blanks	15,045
Total Votes Cast.....	389,852

SEVENTH DISTRICT

Michael E. Capuano, of Somerville (Democrat) has	210,794
and is duly elected.	
Karla Romero, of Boston (Independent) has	41,199
All Others.....	843
Blanks	32,298
Total Votes Cast.....	285,134

EIGHTH DISTRICT

Stephen F. Lynch, of Boston (Democrat) has	263,999
and is duly elected.	
Joe Selvaggi, of Boston (Republican) has	82,242
All Others.....	570
Blanks	24,883
Total Votes Cast.....	371,694

NINTH DISTRICT

William Richard Keating, of Bourne (Democrat) has	212,754
and is duly elected.	
Christopher Sheldon, of Plymouth (Republican) has	116,531
Daniel S. Botelho, of Fall River (Independent) has.....	32,655
All Others.....	465
Blanks	23,394
Total Votes Cast.....	385,799

EXECUTIVE COUNCILLORS

FIRST DISTRICT

Charles Cipollini, of Fall River (Republican) has	159,420
Oliver P. Cipollini, Jr., of Barnstable (Democrat) has.....	191,470
and appears to be elected.	
All Others.....	996
Blanks	65,590
Total Votes Cast.....	417,476

SECOND DISTRICT

Robert L. Jubinville, of Milton (Democrat) has	209,211
and appears to be elected.	
Earl H. Sholley, of Norfolk (Republican) has.....	139,114
All Others.....	732
Blanks	71,410
Total Votes Cast.....	420,467

THIRD DISTRICT

Marilyn M. Petitto Devaney, of Watertown (Democrat) has.....	250,772
and appears to be elected.	
Thomas Sheff, of Newton (Unenrolled) has	89,203
All Others.....	1,074
Blanks	83,588
Total Votes Cast.....	424,637

FOURTH DISTRICT

Christopher A. Iannella, Jr., of Boston (Democrat) has	275,735
and appears to be elected.	
All Others.....	3,839
Blanks	101,881
Total Votes Cast.....	381,455

FIFTH DISTRICT

Maura L.P. Ciardiello, of Haverhill (Republican) has	153,398
Eileen R. Duff, of Gloucester (Democrat) has.....	204,608
and appears to be elected.	
All Others.....	750
Blanks	53,965
Total Votes Cast.....	412,721

SIXTH DISTRICT

Terrence W. Kennedy, of Lynnfield (Democrat) has	268,662
and appears to be elected.	
All Others.....	4,298
Blanks	102,237
Total Votes Cast.....	375,197

SEVENTH DISTRICT

Jennie L. Caissie, of Oxford (Republican) has	251,191
and appears to be elected.	
All Others.....	6,966
Blanks	125,056
Total Votes Cast.....	383,213

EIGHTH DISTRICT

Michael J. Albano, of Longmeadow (Democrat) has	223,031
and appears to be elected.	
Michael Franco, of Holyoke (Republican) has	102,350
All Others.....	818
Blanks	42,831
Total Votes Cast.....	369,030

SENATOR IN GENERAL COURT

BERKSHIRE, HAMPSHIRE, FRANKLIN & HAMPDEN DISTRICT

Benjamin B. Downing, of Pittsfield (Democrat) has	64,679
and appears to be elected.	
All Others.....	307
Blanks	14,456
Total Votes Cast.....	79,442

BRISTOL & NORFOLK DISTRICT

James E. Timilty, of Walpole (Democrat) has.....	47,333
and appears to be elected.	
Jeffrey Robert Bailey, of Attleboro (Republican) has	28,354
All Others.....	65
Blanks	7,748
Total Votes Cast.....	83,500

FIRST BRISTOL & PLYMOUTH DISTRICT

Michael J. Rodrigues, of Westport (Democrat) has.....	53,169
and appears to be elected.	
All Others.....	197
Blanks	17,376
Total Votes Cast.....	70,742

SECOND BRISTOL & PLYMOUTH DISTRICT

Mark C. Montigny, of New Bedford (Democrat) has	55,059
and appears to be elected.	
All Others	465
Blanks	12,096
Total Votes Cast.....	67,620

CAPE & ISLANDS DISTRICT

Daniel A. Wolf, of Harwich (Democrat) has	80,236
and appears to be elected.	
All Others	414
Blanks	27,710
Total Votes Cast.....	108,360

FIRST ESSEX DISTRICT

Kathleen A. O'Connor Ives, of Newburyport (Democrat) has	36,405
and appears to be elected.	
Shaun P. Toohey, of Haverhill (Republican) has	26,654
James M. Kelcourse, of Amesbury (Unenrolled) has	3,358
Paul A. Magliocchetti, of Haverhill (Independent) has	12,870
All Others	40
Blanks	5,831
Total Votes Cast.....	85,158

SECOND ESSEX DISTRICT

Richard A. Jolitz, of Beverly (Republican) has	23,185
Joan B. Lovely, of Salem (Democrat) has	56,088
and appears to be elected.	
All Others	126
Blanks	7,314
Total Votes Cast.....	86,713

THIRD ESSEX DISTRICT

Thomas M. McGee, of Lynn (Democrat) has	56,936
and appears to be elected.	
All Others	648
Blanks	19,110
Total Votes Cast.....	76,694

FIRST ESSEX & MIDDLESEX DISTRICT

Bruce E. Tarr, of Gloucester (Republican) has	78,386
and appears to be elected.	
All Others	731
Blanks	20,945
Total Votes Cast.....	100,062

SECOND ESSEX & MIDDLESEX DISTRICT

Barry R. Finegold, of Andover (Democrat) has	44,394
and appears to be elected.	
Paul Adams, of Andover (Republican) has.....	23,716
All Others.....	112
Blanks	4,238
Total Votes Cast.....	72,460

HAMPDEN DISTRICT

James T. Welch, of West Springfield (Democrat) has.....	44,180
and appears to be elected.	
All Others.....	636
Blanks	10,613
Total Votes Cast.....	55,429

FIRST HAMPDEN & HAMPSHIRE DISTRICT

Gale D. Candaras, of Wilbraham (Democrat) has	59,213
and appears to be elected.	
All Others.....	829
Blanks	20,879
Total Votes Cast.....	80,921

SECOND HAMPDEN & HAMPSHIRE DISTRICT

Michael R. Knapik, of Westfield (Republican) has	54,649
and appears to be elected.	
All Others	479
Blanks	18,639
Total Votes Cast.....	73,767

HAMPSHIRE, FRANKLIN & WORCESTER DISTRICT

Stanley C. Rosenberg, of Amherst (Democrat) has	66,072
and appears to be elected.	
All Others	391
Blanks	13,008
Total Votes Cast.....	79,471

FIRST MIDDLESEX DISTRICT

Eileen M. Donoghue, of Lowell (Democrat) has	44,177
and appears to be elected.	
James J. Buba, of Lowell (Republican) has	17,884
All Others	110
Blanks	6,157
Total Votes Cast.....	68,328

SECOND MIDDLESEX DISTRICT

Patricia D. Jehlen, of Somerville (Democrat) has	66,267
and appears to be elected.	
All Others	968
Blanks	19,770
Total Votes Cast.....	87,005

THIRD MIDDLESEX DISTRICT

Michael J. Barrett, of Lexington (Democrat) has	49,213
and appears to be elected.	
Sandi Martinez, of Chelmsford (Republican) has	32,003
All Others	97
Blanks	8,737
Total Votes Cast.....	90,050

FOURTH MIDDLESEX DISTRICT

Kenneth J. Donnelly, of Arlington (Democrat) has	56,100
and appears to be elected.	
Gerry C. Dembrowski, of Woburn (Republican) has	26,210
All Others.....	130
Blanks	9,516
Total Votes Cast.....	91,956

FIFTH MIDDLESEX DISTRICT

Katherine M. Clark, of Melrose (Democrat) has	58,256
and appears to be elected.	
All Others.....	696
Blanks	25,669
Total Votes Cast.....	84,621

FIRST MIDDLESEX & NORFOLK DISTRICT

Cynthia Stone Creem, of Newton (Democrat) has	61,397
and appears to be elected.	
All Others.....	655
Blanks	22,322
Total Votes Cast.....	84,374

SECOND MIDDLESEX & NORFOLK DISTRICT

Karen E. Spilka, of Ashland (Democrat) has.....	57,863
and appears to be elected.	
All Others.....	915
Blanks	19,534
Total Votes Cast.....	78,312

MIDDLESEX & SUFFOLK DISTRICT

Sal N. DiDomenico, of Everett (Democrat) has	47,586
and appears to be elected.	
All Other	511
Blanks	14,666
Total Votes Cast.....	62,763

MIDDLESEX & WORCESTER DISTRICT

James B. Eldridge, of Acton (Democrat) has	52,922
and appears to be elected.	
Dean J. Cavaretta, of Stow (Republican) has	28,797
All Others.....	268
Blanks	7,413
Total Votes Cast.....	89,400

NORFOLK, BRISTOL & MIDDLESEX DISTRICT

Richard J. Ross, of Wrentham (Republican) has	60,885
and appears to be elected.	
All Others.....	669
Blanks	26,133
Total Votes Cast.....	87,687

NORFOLK, BRISTOL & PLYMOUTH DISTRICT

Brian A. Joyce, of Milton (Democrat) has.....	64,019
and appears to be elected.	
All Others.....	1,277
Blanks	20,119
Total Votes Cast.....	85,415

NORFOLK & PLYMOUTH DISTRICT

John F. Keenan, of Quincy (Democrat) has.....	56,518
and appears to be elected.	
All Others.....	735
Blanks	19,076
Total Votes Cast.....	76,329

NORFOLK & SUFFOLK DISTRICT

Michael F. Rush, of Boston (Democrat) has.....	60,699
and appears to be elected.	
All Others.....	868
Blanks	23,986
Total Votes Cast.....	85,553

PLYMOUTH & BARNSTABLE DISTRICT

Therese Murray, of Plymouth (Democrat) has	49,723
and appears to be elected.	
Thomas F. Keyes, of Sandwich (Republican) has	35,776
All Others.....	51
Blanks	3,887
Total Votes Cast.....	89,437

FIRST PLYMOUTH & BRISTOL DISTRICT

Marc R. Pacheco, of Taunton (Democrat) has.....	61,506
and appears to be elected.	
All Others.....	787
Blanks	19,024
Total Votes Cast.....	81,317

SECOND PLYMOUTH & BRISTOL DISTRICT

Thomas P. Kennedy, of Brockton (Democrat) has.....	53,717
and appears to be elected.	
All Others.....	345
Blanks	16,813
Total Votes Cast.....	70,875

PLYMOUTH & NORFOLK DISTRICT

Robert L. Hedlund, Jr., of Weymouth (Republican) has	61,686
and appears to be elected.	
Genevieve S. Davis, of Norwell (Democrat) has.....	28,579
All Others.....	88
Blanks	5,863
Total Votes Cast.....	96,216

FIRST SUFFOLK DISTRICT

Jack Hart, of Boston (Democrat) has	54,191
and appears to be elected.	
All Others.....	942
Blanks	14,514
Total Votes Cast.....	69,647

SECOND SUFFOLK DISTRICT

Sonia Rosa Chang-Díaz, of Boston (Democrat) has.....	54,886
and appears to be elected.	
All Others.....	791
Blanks	12,711
Total Votes Cast.....	68,388

FIRST SUFFOLK & MIDDLESEX DISTRICT

Anthony W. Petruccelli, of Boston (Democrat) has	45,230
and appears to be elected.	
Thomas J. Dooley, III, of Boston (Republican) has	10,199
All Others.....	174
Blanks	8,511
Total Votes Cast.....	64,114

SECOND SUFFOLK & MIDDLESEX DISTRICT

William N. Brownsberger, of Belmont (Democrat) has	45,852
and appears to be elected.	
Steven W. Aylward, of Watertown (Republican) has.....	14,190
All Others.....	183
Blanks	8,632
Total Votes Cast.....	68,857

FIRST WORCESTER DISTRICT

Harriette L. Chandler, of Worcester (Democrat) has.....	52,477
and appears to be elected.	
All Others.....	976
Blanks	17,529
Total Votes Cast.....	70,982

SECOND WORCESTER DISTRICT

Michael O. Moore, of Millbury (Democrat) has.....	48,609
and appears to be elected.	
Stephen R. Simonian, of Auburn (Republican) has.....	22,949
All Others.....	115
Blanks.....	5,871
Total Votes Cast.....	77,544

WORCESTER, HAMPDEN, HAMPSHIRE & MIDDLESEX DISTRICT

Stephen M. Brewer, of Barre (Democrat) has.....	63,777
and appears to be elected.	
All Others.....	520
Blanks.....	16,609
Total Votes Cast.....	80,906

WORCESTER & MIDDLESEX DISTRICT

Jennifer L. Flanagan, of Leominster (Democrat) has.....	55,228
and appears to be elected.	
All Others.....	392
Blanks.....	17,987
Total Votes Cast.....	73,607

WORCESTER & NORFOLK DISTRICT

Richard T. Moore, of Uxbridge (Democrat) has.....	59,561
and appears to be elected.	
All Others.....	2,949
Blanks.....	17,664
Total Votes Cast.....	80,174

REPRESENTATIVE IN GENERAL COURT

FIRST BARNSTABLE DISTRICT

Cleon H. Turner, of Dennis (Democrat) has	19,389
and appears to be elected.	
All Others	74
Blanks	7,255
Total Votes Cast.....	26,718

SECOND BARNSTABLE DISTRICT

Brian R. Mannel, of Barnstable (Democrat) has.....	15,568
and appears to be elected.	
All Others.....	67
Blanks	6,435
Total Votes Cast.....	22,070

THIRD BARNSTABLE DISTRICT

David T. Vieira, of Falmouth (Republican) has	17,724
and appears to be elected.	
All Others.....	155
Blanks	6,358
Total Votes Cast.....	24,237

FOURTH BARNSTABLE DISTRICT

Sarah K. Peake, of Provincetown (Democrat) has.....	22,502
and appears to be elected.	
All Others.....	252
Blanks	6,660
Total Votes Cast.....	29,414

FIFTH BARNSTABLE DISTRICT

Randy Hunt, of Sandwich (Republican) has	12,483
and appears to be elected.	
R. Patrick Ellis, of Sandwich (Democrat) has	9,747
All Others	8
Blanks	1,392
Total Votes Cast.....	23,630

BARNSTABLE, DUKES & NANTUCKET DISTRICT

Timothy R. Madden, of Nantucket (Democrat) has	20,070
and appears to be elected.	
All Others	152
Blanks	6,239
Total Votes Cast.....	26,461

FIRST BERKSHIRE DISTRICT

Gailanne M. Cariddi, of North Adams (Democrat) has	15,705
and appears to be elected.	
All Others	44
Blanks	2,972
Total Votes Cast.....	18,721

SECOND BERKSHIRE DISTRICT

Paul W. Mark, of Peru (Democrat) has	16,917
and appears to be elected.	
All Others	147
Blanks	4,473
Total Votes Cast.....	21,537

THIRD BERKSHIRE DISTRICT

Tricia Farley-Bouvier, of Pittsfield (Democrat) has	14,419
and appears to be elected.	
All Others	6
Blanks	4,291
Total Votes Cast.....	18,716

FOURTH BERKSHIRE DISTRICT

William “Smitty” Pignatelli, of Lee (Democrat) has.....	16,670
and appears to be elected.	
Lee Scott Laugenour, of Lenox (Green-Rainbow) has.....	3,624
All Others.....	23
Blanks	1,508
Total Votes Cast.....	21,825

FIRST BRISTOL DISTRICT

Fred “Jay” Barrows, of Mansfield (Republican) has.....	15,747
and appears to be elected.	
All Others.....	60
Blanks	5,250
Total Votes Cast.....	21,057

SECOND BRISTOL DISTRICT

Paul R. Heroux, of Attleboro (Democrat) has	9,738
and appears to be elected.	
George T. Ross, of Attleboro (Republican) has.....	6,992
All Others.....	6
Blanks	921
Total Votes Cast.....	17,657

THIRD BRISTOL DISTRICT

Shaunna L. O’Connell, of Taunton (Republican) has.....	9,434
and appears to be elected.	
Sherry Costa-Hanlon, of Taunton (Democrat) has	7,274
All Others.....	23
Blanks	1,338
Total Votes Cast.....	18,069

FOURTH BRISTOL DISTRICT

Steven S. Howitt, of Seekonk (Republican) has	11,961
and appears to be elected.	
A. Keith Carreiro, of Swansea (Democrat) has	7,515
All Others.....	16
Blanks	1,388
Total Votes Cast.....	20,880

FIFTH BRISTOL DISTRICT

Patricia A. Haddad, of Somerset (Democrat) has	16,120
and appears to be elected.	
All Others.....	62
Blanks	4,819
Total Votes Cast.....	21,001

SIXTH BRISTOL DISTRICT

David B. Sullivan, of Fall River (Democrat) has.....	12,288
and appears to be elected.	
All Others.....	35
Blanks	3,600
Total Votes Cast.....	15,923

SEVENTH BRISTOL DISTRICT

Alan Silvia, of Fall River (Democrat) has	9,449
and appears to be elected.	
All Others.....	6
Blanks	2,628
Total Votes Cast.....	12,083

EIGHTH BRISTOL DISTRICT

Paul A. Schmid, III, of Westport (Democrat) has.....	14,576
and appears to be elected.	
All Others.....	62
Blanks	4,575
Total Votes Cast.....	19,213

NINTH BRISTOL DISTRICT

Christopher Markey, of Dartmouth (Democrat) has.....	15,175
and appears to be elected.	
All Others.....	77
Blanks	4,169
Total Votes Cast.....	19,421

TENTH BRISTOL DISTRICT

William M. Straus, of Mattapoisett (Democrat) has.....	15,991
and appears to be elected.	
All Others.....	125
Blanks	4,959
Total Votes Cast.....	21,075

ELEVENTH BRISTOL DISTRICT

Robert M. Koczera, of New Bedford (Democrat) has.....	12,001
and appears to be elected.	
All Others.....	108
Blanks	2,691
Total Votes Cast.....	14,800

TWELFTH BRISTOL DISTRICT

Keiko M. Orrall, of Lakeville (Republican) has.....	10,251
and appears to be elected.	
Roger P. Brunelle, Jr., of Middleborough (Democrat) has.....	7,532
All Others.....	54
Blanks	1,542
Total Votes Cast.....	19,379

THIRTEENTH BRISTOL DISTRICT

Antonio F.D. Cabral, of New Bedford (Democrat) has.....	12,620
and appears to be elected.	
All Others.....	146
Blanks	2,371
Total Votes Cast.....	15,137

FOURTEENTH BRISTOL DISTRICT

Elizabeth A. Poirier, of North Attleborough (Republican) has	16,136
and appears to be elected.	
All Others.....	65
Blanks	3,841
Total Votes Cast.....	20,042

FIRST ESSEX DISTRICT

Michael A. Costello, of Newburyport (Democrat) has.....	18,398
and appears to be elected.	
All Others.....	115
Blanks	5,387
Total Votes Cast.....	23,900

SECOND ESSEX DISTRICT

Barry P. Fogel, of West Newbury (Democrat) has.....	11,583
Leonard Mirra, of West Newbury (Republican) has	12,663
and appears to be elected.	
All Others.....	26
Blanks	2,313
Total Votes Cast.....	26,585

THIRD ESSEX DISTRICT

Brian S. Dempsey, of Haverhill (Democrat) has	14,394
and appears to be elected.	
All Others.....	54
Blanks	3,431
Total Votes Cast.....	17,879

FOURTH ESSEX DISTRICT

Bradford R. Hill, of Ipswich (Republican) has	21,129
and appears to be elected.	
All Others.....	80
Blanks	5,335
Total Votes Cast.....	26,544

FIFTH ESSEX DISTRICT

Ann-Margaret Ferrante, of Gloucester (Democrat) has	17,997
and appears to be elected.	
All Others	538
Blanks	4,108
Total Votes Cast.....	22,643

SIXTH ESSEX DISTRICT

Jerald A. Parisella, of Beverly (Democrat) has.....	16,355
and appears to be elected.	
All Others	178
Blanks	4,487
Total Votes Cast.....	21,020

SEVENTH ESSEX DISTRICT

John D. Keenan, of Salem (Democrat) has	16,344
and appears to be elected.	
All Others	113
Blanks	3,390
Total Votes Cast.....	19,847

EIGHTH ESSEX DISTRICT

Lori A. Ehrlich, of Marblehead (Democrat) has	17,186
and appears to be elected.	
All Others	161
Blanks	6,095
Total Votes Cast.....	23,442

NINTH ESSEX DISTRICT

Donald H. Wong, of Saugus (Republican) has	16,034
and appears to be elected	
All Others	188
Blanks	6,869
Total Votes Cast.....	23,091

TENTH ESSEX DISTRICT

Robert F. Fennell, of Lynn (Democrat) has	10,739
and appears to be elected.	
Dwight J. Caufield, of Lynn (Republican) has	2,201
All Others.....	205
Blanks	887
Total Votes Cast.....	14,032

ELEVENTH ESSEX DISTRICT

Steven M. Walsh, of Lynn (Democrat) has	11,607
and appears to be elected.	
All Others.....	213
Blanks	2,525
Total Votes Cast.....	14,345

TWELFTH ESSEX DISTRICT

Joyce A. Spiliotis, of Peabody (Democrat) has	15,884
and appears to be elected.	
All Others.....	298
Blanks	4,280
Total Votes Cast.....	20,462

THIRTEENTH ESSEX DISTRICT

Theodore C. Speliotis, of Danvers (Democrat) has	14,019
and appears to be elected.	
Daniel C. Bennett, of Danvers (Republican) has	8,304
All Others.....	41
Blanks	1,229
Total Votes Cast.....	23,593

FOURTEENTH ESSEX DISTRICT

Diana DiZoglio, of Methuen (Democrat) has	11,191
and appears to be elected.	
Karin K. Rhoton, of North Andover (Republican) has	6,595
All Others.....	30
Blanks	1,417
Total Votes Cast.....	19,233

FIFTEENTH ESSEX DISTRICT

Linda Dean Campbell, of Methuen (Democrat) has	15,154
and appears to be elected.	
All Others.....	75
Blanks	5,415
Total Votes Cast.....	20,644

SIXTEENTH ESSEX DISTRICT

Marcos A. Devers, of Lawrence (Democrat) has	9,270
and appears to be elected.	
Jose L. Santiago, of Lawrence (Unenrolled) has	1,710
All Others.....	75
Blanks	745
Total Votes Cast.....	11,800

SEVENTEENTH ESSEX DISTRICT

Frank A. Moran, of Lawrence (Democrat) has	8,419
and appears to be elected.	
Kevin M. Cuff, of Andover (Unenrolled) has.....	4,838
All Others.....	34
Blanks	1,420
Total Votes Cast.....	14,711

EIGHTEENTH ESSEX DISTRICT

James J. Lyons, Jr., of Andover (Republican) has	11,810
and appears to be elected.	
Barbara A. L'Italien, of Andover (Democrat) has	11,301
All Others.....	26
Blanks	1,447
Total Votes Cast.....	24,584

FIRST FRANKLIN DISTRICT

Stephen Kulik, of Worthington (Democrat) has	20,002
and appears to be elected.	
All Others.....	29
Blanks	3,904
Total Votes Cast.....	23,935

SECOND FRANKLIN DISTRICT

Denise Andrews, of Orange (Democrat) has	8,296
and appears to be elected.	
Susannah M. Whipps Lee, of Athol (Republican) has.....	8,099
Richard F. Schober, Jr., of Templeton (Independent) has	1,916
All Others.....	61
Blanks	1,069
Total Votes Cast.....	19,441

FIRST HAMPDEN DISTRICT

Todd M. Smola, of Palmer (Republican) has	15,962
and appears to be elected.	
All Others.....	89
Blanks	4,602
Total Votes Cast.....	20,653

SECOND HAMPDEN DISTRICT

Brian M. Ashe, of Longmeadow (Democrat) has	12,609
and appears to be elected.	
Marie Angelides, of Longmeadow (Republican) has	9,470
All Others.....	20
Blanks	1,210
Total Votes Cast.....	23,309

THIRD HAMPDEN DISTRICT

Nicholas A. Boldyga, of Southwick (Republican) has	11,674
and appears to be elected.	
Samuel Salvatore DiSanti, Jr., of Agawam (Democrat) has.....	7,403
All Others	22
Blanks	1,182
Total Votes Cast.....	20,281

FOURTH HAMPDEN DISTRICT

Donald F. Humason, Jr., of Westfield (Republican) has	14,732
and appears to be elected.	
All Others.....	123
Blanks	3,120
Total Votes Cast.....	17,975

FIFTH HAMPDEN DISTRICT

Linda Vacon, of Holyoke (Republican) has	3,211
Aaron Vega, of Holyoke (Democrat) has	9,545
and appears to be elected.	
Jerome T. Hobert, of Holyoke (Green-Rainbow) has.....	2,939
All Others.....	0
Blanks	876
Total Votes Cast.....	16,571

SIXTH HAMPDEN DISTRICT

Michael J. Finn, of West Springfield (Democrat) has	9,477
and appears to be elected.	
Lincoln A. Blackie, of West Springfield (Independent) has.....	5,402
All Others.....	27
Blanks	1,069
Total Votes Cast.....	15,975

SEVENTH HAMPDEN DISTRICT

Thomas M. Petrolati, of Ludlow (Democrat) has	15,013
and appears to be elected.	
All Others.....	175
Blanks	4,685
Total Votes Cast.....	19,873

EIGHTH HAMPDEN DISTRICT

Joseph F. Wagner, of Chicopee (Democrat).....	13,860
and appears to be elected.	
All Others.....	232
Blanks	2,791
Total Votes Cast.....	16,883

NINTH HAMPDEN DISTRICT

Sean Curran, of Springfield (Democrat) has.....	12,134
and appears to be elected.	
Robert J. Underwood, of Springfield (Unenrolled) has.....	2,180
All Others.....	92
Blanks	2,116
Total Votes Cast.....	16,522

TENTH HAMPDEN DISTRICT

Cheryl Rivera, of Springfield (Democrat) has	10,136
and appears to be elected.	
All Others.....	229
Blanks	2,067
Total Votes Cast.....	12,432

ELEVENTH HAMPDEN DISTRICT

Benjamin Swan, of Springfield (Democrat) has	10,084
and appears to be elected.	
Norman W. Oliver, of Springfield (Independent) has	3,020
All Others.....	54
Blanks	1,309
Total Votes Cast.....	14,467

TWELFTH HAMPDEN DISTRICT

Angelo J. Puppolo, Jr., of Springfield (Democrat) has	13,271
and appears to be elected.	
Dennis John McCarthy, of Wilbraham (Republican) has	5,615
All Others.....	40
Blanks	1,637
Total Votes Cast.....	20,563

FIRST HAMPSHIRE DISTRICT

Peter V. Kocot, of Northampton (Democrat) has	19,090
and appears to be elected.	
All Others.....	74
Blanks	4,442
Total Votes Cast.....	23,606

SECOND HAMPSHIRE DISTRICT

John W. Scibak, of South Hadley (Democrat) has	17,881
and appears to be elected.	
All Others.....	121
Blanks	4,786
Total Votes Cast.....	22,788

THIRD HAMPSHIRE DISTRICT

Ellen Story, of Amherst (Democratic) has.....	15,365
and appears to be elected.	
All Others.....	154
Blanks	2,766
Total Votes Cast.....	18,285

FIRST MIDDLESEX DISTRICT

Sheila C. Harrington, of Groton (Republican) has	17,592
and appears to be elected.	
All Others.....	83
Blanks	5,753
Total Votes Cast.....	23,428

SECOND MIDDLESEX DISTRICT

James Arciero, of Westford (Democrat) has.....	15,043
and appears to be elected.	
Valerie A. Wormell, of Westford (Republican) has	8,065
All Others.....	12
Blanks	2,088
Total Votes Cast.....	25,208

THIRD MIDDLESEX DISTRICT

Kate Hogan, of Stow (Democrat) has	14,074
and appears to be elected.	
Chuck S. Kuniewich, Jr., of Hudson (Republican) has	7,865
All Others.....	15
Blanks	1,317
Total Votes Cast.....	23,271

FOURTH MIDDLESEX DISTRICT

Steven L. Levy, of Marlborough (Republican) has	8,921
Danielle W. Gregoire, of Marlborough (Democrat) has.....	9,135
and appears to be elected.	
All Others.....	30
Blanks	1,262
Total Votes Cast.....	19,348

FIFTH MIDDLESEX DISTRICT

David Paul Linsky, of Natick (Democrat) has	14,818
and appears to be elected.	
William J. Callahan, of Natick (Republican) has	8,103
All Others.....	11
Blanks	1,816
Total Votes Cast.....	24,748

SIXTH MIDDLESEX DISTRICT

Chris Walsh, of Framingham (Democrat) has	14,931
and appears to be elected.	
All Others.....	229
Blanks	4,621
Total Votes Cast.....	19,781

SEVENTH MIDDLESEX DISTRICT

Tom Sannicandro, of Ashland (Democrat) has.....	10,054
and appears to be elected.	
Jon Andrew Fetherston, of Ashland (Republican) has	4,083
All Others.....	23
Blanks	855
Total Votes Cast.....	15,015

EIGHTH MIDDLESEX DISTRICT

Carolyn C. Dykema, of Holliston (Democrat) has	14,141
and appears to be elected.	
Martin A. Lamb, of Holliston (Republican) has	8,903
All Others.....	15
Blanks	1,282
Total Votes Cast.....	24,341

NINTH MIDDLESEX DISTRICT

Thomas M. Stanley, of Waltham (Democrat) has	15,821
and appears to be elected.	
All Others.....	173
Blanks	4,573
Total Votes Cast.....	20,567

TENTH MIDDLESEX DISTRICT

John J. Lawn, Jr., of Watertown (Democrat) has.....	10,479
and appears to be elected.	
Francis Xavier Stanton, III, of Waltham (Republican) has	3,310
All Others.....	32
Blanks	1,666
Total Votes Cast.....	15,487

ELEVENTH MIDDLESEX DISTRICT

Kay S. Khan, of Newton (Democrat) has	14,329
and appears to be elected.	
Greer Tan Swiston, of Newton (Republican) has	4,935
All Others.....	34
Blanks	1,999
Total Votes Cast.....	21,297

TWELFTH MIDDLESEX DISTRICT

Ruth B. Balsler, of Newton (Democrat) has	15,923
and appears to be elected.	
All Others.....	188
Blanks	5,110
Total Votes Cast.....	21,221

THIRTEENTH MIDDLESEX DISTRICT

Thomas P. Conroy, of Wayland (Democrat) has	16,734
and appears to be elected.	
All Others.....	267
Blanks	6,727
Total Votes Cast.....	23,728

FOURTEENTH MIDDLESEX DISTRICT

Cory Atkins, of Concord (Democrat) has	14,869
and appears to be elected.	
Michael J. Benn, of Concord (Republican) has	7,866
All Others.....	11
Blanks	1,755
Total Votes Cast.....	24,501

FIFTEENTH MIDDLESEX DISTRICT

Jay R. Kaufman, of Lexington (Democrat) has	18,138
and appears to be elected.	
All Others.....	114
Blanks	6,106
Total Votes Cast.....	24,358

SIXTEENTH MIDDLESEX DISTRICT

Thomas A. Golden, Jr., of Lowell (Democrat) has.....	13,382
and appears to be elected.	
All Others.....	157
Blanks	3,410
Total Votes Cast.....	16,949

SEVENTEENTH MIDDLESEX DISTRICT

David M. Nangle, of Lowell (Democrat) has	10,246
and appears to be elected.	
Martin D. Burke, of Lowell (Republican) has	3,096
All Others.....	45
Blanks	1,412
Total Votes Cast.....	14,799

EIGHTEENTH MIDDLESEX DISTRICT

Kevin J. Murphy, of Lowell (Democrat) has	8,595
and appears to be elected.	
All Others.....	173
Blanks	2,170
Total Votes Cast.....	10,938

NINETEENTH MIDDLESEX DISTRICT

James R. Miceli, of Wilmington (Democrat) has	15,755
and appears to be elected.	
Douglas W. Sears, of Tewksbury (Republican) has	5,676
All Others.....	44
Blanks	1,038
Total Votes Cast.....	22,513

TWENTIETH MIDDLESEX DISTRICT

Bradley H. Jones, Jr., of North Reading (Republican) has	19,539
and appears to be elected.	
All Others.....	121
Blanks	6,109
Total Votes Cast.....	25,769

TWENTY-FIRST MIDDLESEX DISTRICT

Kenneth I. Gordon, of Bedford (Democrat) has	11,802
and appears to be elected.	
Walter Zenkin, of Burlington (Republican) has	9,549
All Others.....	48
Blanks	1,685
Total Votes Cast.....	23,084

TWENTY-SECOND MIDDLESEX DISTRICT

Marc T. Lombardo, Jr., of Billerica (Republican) has	11,368
and appears to be elected.	
James F. O'Donnell, Jr., of Billerica (Unenrolled) has	7,328
All Others.....	66
Blanks	1,484
Total Votes Cast.....	20,246

TWENTY-THIRD MIDDLESEX DISTRICT

Sean Garballey, of Arlington (Democrat) has	19,077
and appears to be elected.	
Joseph J. Monju, of Arlington (Republican) has	4,374
All Others.....	32
Blanks	2,314
Total Votes Cast.....	25,797

TWENTY-FOURTH MIDDLESEX DISTRICT

Tommasina Anne Olson, of Belmont (Republican) has	4,448
David M. Rogers, of Cambridge (Democrat) has	12,633
and appears to be elected.	
James F. Gammill, of Belmont (Open Innovative Government) has	4,898
All Others.....	29
Blanks	2,042
Total Votes Cast.....	24,050

TWENTY-FIFTH MIDDLESEX DISTRICT

Marjorie C. Decker, of Cambridge (Democrat) has	15,453
and appears to be elected.	
All Others.....	184
Blanks	3,613
Total Votes Cast.....	19,250

TWENTY-SIXTH MIDDLESEX DISTRICT

Timothy J. Toomey, Jr., of Cambridge (Democrat) has	10,898
and appears to be elected.	
Thomas Michael Vasconcelos, of Somerville (Republican) has	1,021
Mike Connolly, of Cambridge (Progressive Independent) has.....	4,010
All Others.....	31
Blanks	1,424
Total Votes Cast.....	17,384

TWENTY-SEVENTH MIDDLESEX DISTRICT

Denise Provost, of Somerville (Democrat) has	16,843
and appears to be elected.	
All Others.....	235
Blanks	3,707
Total Votes Cast.....	20,785

TWENTY-EIGHTH MIDDLESEX DISTRICT

Stephen Stat Smith, of Everett (Democrat) has	9,597
and appears to be elected.	
All Others.....	191
Blanks	3,453
Total Votes Cast.....	13,241

TWENTY-NINTH MIDDLESEX DISTRICT

Jonathan Hecht, of Watertown (Democrat) has	17,742
and appears to be elected.	
All Others.....	215
Blanks	4,432
Total Votes Cast.....	22,389

THIRTIETH MIDDLESEX DISTRICT

James J. Dwyer, of Woburn (Democrat) has	15,567
and appears to be elected.	
All Others.....	89
Blanks	5,041
Total Votes Cast.....	20,697

THIRTY-FIRST MIDDLESEX DISTRICT

Jason M. Lewis, of Winchester (Democrat) has	13,989
and appears to be elected.	
George Georgountzos, of Stoneham (Republican) has.....	9,388
All Others.....	6
Blanks	2,119
Total Votes Cast.....	25,502

THIRTY-SECOND MIDDLESEX DISTRICT

Paul Brodeur, of Melrose (Democrat) has	16,427
and appears to be elected.	
All Others.....	228
Blanks	7,243
Total Votes Cast.....	23,898

THIRTY-THIRD MIDDLESEX DISTRICT

Christopher G. Fallon, of Malden (Democrat) has	10,730
and appears to be elected.	
All Others.....	106
Blanks	3,196
Total Votes Cast.....	14,032

THIRTY-FOURTH MIDDLESEX DISTRICT

Carl M. Sciortino, Jr., of Medford (Democrat) has	13,842
and appears to be elected.	
David M. Rajczewski, of Medford (Republican) has	2,595
All Others.....	69
Blanks	2,236
Total Votes Cast.....	18,742

THIRTY-FIFTH MIDDLESEX DISTRICT

Paul J. Donato, of Medford (Democrat) has	14,305
and appears to be elected.	
All Others.....	199
Blanks	3,528
Total Votes Cast.....	18,032

THIRTY-SIXTH MIDDLESEX DISTRICT

Colleen M. Garry, of Dracut (Democrat) has	12,076
and appears to be elected.	
Cathy Richardson, of Dracut (Republican) has	8,543
All Others.....	1
Blanks	1,034
Total Votes Cast.....	21,654

THIRTY-SEVENTH MIDDLESEX DISTRICT

Jennifer E. Benson, of Lunenburg (Democrat) has.....	16,701
and appears to be elected.	
All Others.....	132
Blanks	5,720
Total Votes Cast.....	22,553

FIRST NORFOLK DISTRICT

Bruce J. Ayers, of Quincy (Democrat) has.....	14,722
and appears to be elected.	
All Others.....	191
Blanks	3,982
Total Votes Cast.....	18,895

SECOND NORFOLK DISTRICT

Tackey Chan, of Quincy (Democrat) has	13,980
and appears to be elected.	
All Others.....	270
Blanks	4,188
Total Votes Cast.....	18,438

THIRD NORFOLK DISTRICT

Ronald Mariano, of Quincy (Democrat) has.....	14,871
and appears to be elected.	
All Others.....	374
Blanks	4,526
Total Votes Cast.....	19,771

FOURTH NORFOLK DISTRICT

James Michael Murphy, of Weymouth (Democrat) has.....	15,822
and appears to be elected.	
Robert Montgomery Thomas, of Weymouth (Constitutionalist) has	3,728
All Others.....	44
Blanks	2,573
Total Votes Cast.....	22,167

FIFTH NORFOLK DISTRICT

Mark J. Cusack, of Braintree (Democrat) has.....	15,422
and appears to be elected.	
All Others.....	261
Blanks	6,683
Total Votes Cast.....	22,386

SIXTH NORFOLK DISTRICT

William C. Galvin, of Canton (Democrat) has	16,540
and appears to be elected.	
All Others.....	70
Blanks	4,557
Total Votes Cast.....	21,167

SEVENTH NORFOLK DISTRICT

Walter F. Timilty, of Milton (Democrat) has	16,844
and appears to be elected.	
All Others.....	138
Blanks	4,568
Total Votes Cast.....	21,551

EIGHTH NORFOLK DISTRICT

Louis L. Kafka, of Stoughton (Democrat) has.....	17,576
and appears to be elected.	
All Others.....	187
Blanks	6,001
Total Votes Cast.....	23,764

NINTH NORFOLK DISTRICT

Daniel B. Winslow, of Norfolk (Republican) has.....	18,091
and appears to be elected.	
All Others.....	158
Blanks	5,283
Total Votes Cast.....	23,532

TENTH NORFOLK DISTRICT

Richard A. Eustis, of Medway (Republican) has.....	9,997
Jeffrey N. Roy, of Franklin (Democrat) has	11,850
and appears to be elected.	
All Others.....	37
Blanks	1,219
Total Votes Cast.....	23,083

ELEVENTH NORFOLK DISTRICT

Paul McMurtry, of Dedham (Democrat) has	17,318
and appears to be elected.	
All Others.....	151
Blanks	7,257
Total Votes Cast.....	24,726

TWELFTH NORFOLK DISTRICT

John H. Rogers, of Norwood (Democrat) has.....	12,579
and appears to be elected.	
James M. Stanton, of Walpole (Republican) has	8,136
All Others.....	29
Blanks	1,321
Total Votes Cast.....	22,065

THIRTEENTH NORFOLK DISTRICT

Denise C. Garlick, of Needham (Democrat) has	17,531
and appears to be elected.	
All Others.....	245
Blanks	6,904
Total Votes Cast.....	24,680

FOURTEENTH NORFOLK DISTRICT

Alice Hanlon Peisch, of Wellesley (Democrat) has.....	17,129
and appears to be elected.	
All Others.....	239
Blanks	6,769
Total Votes Cast.....	24,137

FIFTEENTH NORFOLK DISTRICT

Frank Israel Smizik, of Brookline (Democrat) has	15,033
and appears to be elected.	
All Others.....	52
Blanks	4,586
Total Votes Cast.....	19,671

FIRST PLYMOUTH DISTRICT

Vinny M. deMacedo, of Plymouth (Republican) has	17,926
and appears to be elected.	
All Others.....	154
Blanks	4,429
Total Votes Cast.....	22,509

SECOND PLYMOUTH DISTRICT

Susan Williams Gifford, of Wareham (Republican) has	15,996
and appears to be elected.	
All Others.....	219
Blanks	4,714
Total Votes Cast.....	20,929

THIRD PLYMOUTH DISTRICT

Garrett J. Bradley, of Hingham (Democrat) has	18,942
and appears to be elected.	
All Others.....	128
Blanks	5,712
Total Votes Cast.....	24,782

FOURTH PLYMOUTH DISTRICT

James M. Cantwell, of Marshfield (Democrat) has	16,128
and appears to be elected.	
Stephen W. Coulter, of Scituate (Republican) has	7,450
All Others.....	13
Blanks	1,157
Total Votes Cast.....	24,748

FIFTH PLYMOUTH DISTRICT

Rhonda L. Nyman, of Hanover (Democrat) has	12,965
and appears to be elected.	
Korey M. Welch, of Rockland (Republican) has.....	9,438
All Others.....	34
Blanks	1,300
Total Votes Cast.....	23,737

SIXTH PLYMOUTH DISTRICT

Karen E. Barry, of Duxbury (Republican) has	10,144
Josh S. Cutler, of Duxbury (Democrat) has	12,433
and appears to be elected.	
All Others.....	17
Blanks	862
Total Votes Cast.....	23,456

SEVENTH PLYMOUTH DISTRICT

Geoff Diehl, of Whitman (Republican) has	10,942
and appears to be elected.	
Robert L. Toomey, Jr., of Abington (Democrat) has.....	9,232
All Others.....	25
Blanks	1,225
Total Votes Cast.....	21,424

EIGHTH PLYMOUTH DISTRICT

Angelo L. D’Emilia, of Bridgewater (Republican) has	9,287
and appears to be elected.	
Marilee Kenney Hunt, of Bridgewater (Democrat) has.....	8,463
All Others.....	28
Blanks	1,353
Total Votes Cast.....	19,131

NINTH PLYMOUTH DISTRICT

Michael D. Brady, of Brockton (Democrat) has	10,474
and appears to be elected.	
All Others.....	14
Blanks	2,291
Total Votes Cast.....	12,779

TENTH PLYMOUTH DISTRICT

Christine E. Canavan, of Brockton (Democrat) has	13,687
and appears to be elected.	
All Others.....	43
Blanks	4,066
Total Votes Cast.....	17,796

ELEVENTH PLYMOUTH DISTRICT

Claire D. Cronin, of Easton (Democrat) has	11,422
and appears to be elected.	
Daniel J. Murphy, of Easton (Republican) has	6,630
All Others.....	18
Blanks	1,591
Total Votes Cast.....	19,661

TWELFTH PLYMOUTH DISTRICT

Thomas J. Calter, III, of Kingston (Democrat) has.....	13,436
and appears to be elected.	
Debra A. Betz, of Plymouth (Republican) has	8,053
All Others.....	17
Blanks	1,481
Total Votes Cast.....	22,987

FIRST SUFFOLK DISTRICT

Carlo Basile, of Boston (Democrat) has	8,137
and appears to be elected.	
All Others.....	193
Blanks	2,241
Total Votes Cast.....	10,571

SECOND SUFFOLK DISTRICT

Eugene L. O’Flaherty, of Chelsea (Democrat) has	10,282
and appears to be elected.	
Charles F. Klauder, of Chelsea (Republican) has	2,253
All Others.....	28
Blanks	2,201
Total Votes Cast.....	14,764

THIRD SUFFOLK DISTRICT

Aaron Michlewitz, of Boston (Democrat) has	13,031
and appears to be elected.	
All Others.....	196
Blanks	4,916
Total Votes Cast.....	18,143

FOURTH SUFFOLK DISTRICT

Nick Collins, of Boston (Democrat) has	14,927
and appears to be elected.	
All Others.....	238
Blanks	3,661
Total Votes Cast.....	18,826

FIFTH SUFFOLK DISTRICT

Carlos Tony Henriquez, of Boston (Democrat) has.....	9,179
and appears to be elected.	
Althea Garrison, of Boston (Independent People’s Party) has	2,564
All Others.....	93
Blanks	2,396
Total Votes Cast.....	14,232

SIXTH SUFFOLK DISTRICT

Russell E. Holmes, of Boston (Democrat) has	12,357
and appears to be elected.	
All Others.....	161
Blanks	3,356
Total Votes Cast.....	15,874

SEVENTH SUFFOLK DISTRICT

Gloria L. Fox, of Boston (Democrat) has	9,561
and appears to be elected.	
All Others.....	143
Blanks	1,964
Total Votes Cast.....	11,668

EIGHTH SUFFOLK DISTRICT

Martha Marty Walz, of Boston (Democrat) has	14,844
and appears to be elected.	
All Others.....	288
Blanks	4,590
Total Votes Cast.....	19,722

NINTH SUFFOLK DISTRICT

Byron Rushing, of Boston (Democrat) has.....	11,517
and appears to be elected.	
All Others.....	195
Blanks	3,673
Total Votes Cast.....	15,385

TENTH SUFFOLK DISTRICT

Edward F. Coppinger, of Boston (Democrat) has.....	15,926
and appears to be elected.	
All Others.....	211
Blanks	5,536
Total Votes Cast.....	21,673

ELEVENTH SUFFOLK DISTRICT

Elizabeth A. Malia, of Boston (Democrat) has.....	14,632
and appears to be elected.	
All Others.....	158
Blanks	3,941
Total Votes Cast.....	18,731

TWELFTH SUFFOLK DISTRICT

Linda Dorcena Forry, of Boston (Democrat) has	15,443
and appears to be elected.	
All Others.....	194
Blanks	3,677
Total Votes Cast.....	19,314

THIRTEENTH SUFFOLK DISTRICT

Martin J. Walsh, of Boston (Democrat) has	13,744
and appears to be elected.	
All Others.....	253
Blanks	3,752
Total Votes Cast.....	17,749

FOURTEENTH SUFFOLK DISTRICT

Angelo M. Scaccia, of Boston (Democrat) has.....	14,183
and appears to be elected.	
All Others.....	214
Blanks	4,260
Total Votes Cast.....	18,657

FIFTEENTH SUFFOLK DISTRICT

Jeffrey Sánchez, of Boston (Democrat) has.....	14,417
and appears to be elected.	
All Others.....	184
Blanks	3,885
Total Votes Cast.....	18,486

SIXTEENTH SUFFOLK DISTRICT

Kathi-Anne Reinstein, of Revere (Democrat) has	11,761
and appears to be elected.	
All Others.....	177
Blanks	4,396
Total Votes Cast.....	16,334

SEVENTEENTH SUFFOLK DISTRICT

Kevin G. Honan, of Boston (Democrat) has	11,267
and appears to be elected.	
All Others.....	194
Blanks	2,712
Total Votes Cast.....	14,173

EIGHTEENTH SUFFOLK DISTRICT

Michael J. Moran, of Boston (Democrat) has	9,557
and appears to be elected.	
All Others.....	141
Blanks	3,217
Total Votes Cast.....	12,915

NINETEENTH SUFFOLK DISTRICT

Robert A. DeLeo, of Winthrop (Democrat) has	11,455
and appears to be elected.	
Paul A. Caruccio, of Winthrop (Republican) has	3,301
All Others.....	31
Blanks	1,126
Total Votes Cast.....	15,913

FIRST WORCESTER DISTRICT

Kimberly N. Ferguson, of Holden (Republican) has	18,218
and appears to be elected.	
All Others.....	142
Blanks	6,321
Total Votes Cast.....	24,681

SECOND WORCESTER DISTRICT

Richard Bastien, of Gardner (Republican) has	8,194
Jonathan D. Zlotnik, of Gardner (Democrat) has	8,528
and appears to be elected.	
All Others.....	39
Blanks	1,044
Total Votes Cast.....	17,805

THIRD WORCESTER DISTRICT

Stephen L. DiNatale, of Fitchburg (Democratic) has	12,835
and appears to be elected.	
All Others.....	24
Blanks	3,035
Total Votes Cast.....	15,894

FOURTH WORCESTER DISTRICT

Dennis A. Rosa, of Leominster (Democrat) has	10,346
and appears to be elected.	
Justin A. Brooks, of Leominster (Republican) has	7,743
All Others.....	21
Blanks	663
Total Votes Cast.....	18,773

FIFTH WORCESTER DISTRICT

Anne M. Gobi, of Spencer (Democrat) has	14,063
and appears to be elected.	
Jason M. Petraitis, of North Brookfield (Republican) has.....	6,113
All Others.....	11
Blanks	883
Total Votes Cast.....	21,070

SIXTH WORCESTER DISTRICT

Peter J. Durant, of Spencer (Republican) has	9,676
and appears to elected.	
Kathleen Walker, of Charlton (Democrat) has	7,761
All Others.....	31
Blanks	913
Total Votes Cast.....	18,381

SEVENTH WORCESTER DISTRICT

Paul K. Frost, of Auburn (Republican) has.....	15,489
and appears to be elected.	
All Others.....	89
Blanks	4,994
Total Votes Cast.....	20,572

EIGHTH WORCESTER DISTRICT

Kevin J. Kuros, of Uxbridge (Republican) has.....	10,487
Robert J. Dubois, of Blackstone (Democrat) has.....	9,976
and appears to be elected.	
All Others.....	598
Blanks	654
Total Votes Cast.....	21,715

NINTH WORCESTER DISTRICT

George N. Peterson, Jr., of Grafton (Republican) has	16,543
and appears to be elected.	
All Others.....	74
Blanks	4,884
Total Votes Cast.....	21,501

TENTH WORCESTER DISTRICT

John V. Fernandes, of Milford (Democrat) has	16,234
and appears to be elected.	
All Others.....	200
Blanks	5,027
Total Votes Cast.....	21,461

ELEVENTH WORCESTER DISTRICT

Matthew A. Beaton, of Shrewsbury (Republican) has	16,572
and appears to be elected.	
All Others.....	172
Blanks	6,041
Total Votes Cast.....	22,785

TWELFTH WORCESTER DISTRICT

Harold P. Naughton, Jr., of Clinton (Democrat) has	15,859
and appears to be elected.	
All Others.....	922
Blanks	4,591
Total Votes Cast.....	21,372

THIRTEENTH WORCESTER DISTRICT

John J. Mahoney, of Worcester (Democrat) has.....	12,019
and appears to be elected.	
All Others.....	201
Blanks	4,388
Total Votes Cast.....	16,608

FOURTEENTH WORCESTER DISTRICT

James J. O’Day, of West Boylston (Democrat) has.....	9,914
and appears to be elected.	
William J. McCarthy, of Worcester (Republican) has.....	4,863
Winthrop E. Handy, of West Boylston (Independent) has	1,420
All Others.....	34
Blanks	1,023
Total Votes Cast.....	17,254

FIFTEENTH WORCESTER DISTRICT

Mary S. Keefe, of Worcester (Democrat) has.....	7,654
and appears to be elected.	
Brian J. O’Malley, of Worcester (Republican) has.....	2,489
All Others.....	65
Blanks	999
Total Votes Cast.....	11,207

SIXTEENTH WORCESTER DISTRICT

John P. Fresolo, of Worcester (Democrat) has	9,287
and appears to be elected.	
All Others.....	195
Blanks	2,124
Total Votes Cast.....	11,606

SEVENTEENTH WORCESTER DISTRICT

John J. Binienda, Sr., of Worcester (Democrat) has	10,595
and appears to be elected.	
William G. LeBeau, of Leicester (Republican) has	3,230
All Others.....	53
Blanks	965
Total Votes Cast.....	14,843

EIGHTEENTH WORCESTER DISTRICT

Ryan C. Fattman, of Sutton (Republican) has	13,411
and appears to be elected.	
Donald D. Bourque, of Webster (Democrat) has.....	5,732
All Others.....	15
Blanks	825
Total Votes Cast.....	19,983

CLERK OF COURTS

BARNSTABLE COUNY

Scott W. Nickerson, of Yarmouth (Republican) has	95,495
and appears to be elected.	
All Others.....	475
Blanks	37,685
Total Votes Cast.....	133,655

BERKSHIRE COUNTY

Deborah S. Capeless, of Pittsfield (Democrat) has.....	50,574
and appears to be elected.	
All Others.....	108
Blanks	14,150
Total Votes Cast.....	64,832

BRISTOL COUNTY

Marc J. Santos, of Fairhaven (Democrat) has	176,410
and appears to be elected.	
All Others.....	983
Blanks	65,997
Total Votes Cast.....	243,390

DUKES COUNTY

Joseph E. Sollitto, Jr., of Chilmark (Republican) has	7,797
and appears to be elected.	
All Others.....	78
Blanks	3,154
Total Votes Cast.....	11,029

ESSEX COUNTY

Thomas H. Driscoll, Jr., of Swampscott (Democrat) has	254,755
and appears to be elected.	
All Others.....	2,397
Blanks	110,950
Total Votes Cast.....	368,102

FRANKLIN COUNTY

Susan K. Emond, of Bernardston (Democrat) has	30,708
and appears to be elected.	
All Others.....	87
Blanks	7,231
Total Votes Cast.....	38,026

HAMPDEN COUNTY

Laura Gentile, of Springfield (Democrat) has	144,693
and appears to be elected.	
All Others.....	1,610
Blanks	55,580
Total Votes Cast.....	201,883

HAMPSHIRE COUNTY

Harry J. Jekanowski, Jr., of Hadley (Democrat) has	61,975
and appears to be elected.	
All Others.....	309
Blanks	19,931
Total Votes Cast.....	82,215

MIDDLESEX COUNTY

Michael A. Sullivan, of Cambridge (Democrat) has	535,438
and appears to be elected.	
All Others.....	5,227
Blanks	216,715
Total Votes Cast.....	757,380

NANTUCKET COUNTY

Mary Elizabeth Adams, of Nantucket (Unenrolled) has.....	4,676
and appears to be elected.	
All Others.....	29
Blanks	1,440
Total Votes Cast.....	6,145

NORFOLK COUNTY

Walter F. Timilty, Jr., of Milton (Democrat) has.....	250,010
and appears to be elected.	
All Others.....	4,994
Blanks	103,259
Total Votes Cast.....	358,263

PLYMOUTH COUNTY

Robert S. Creedon, Jr., of Brockton (Democrat) has	180,543
and appears to be elected.	
All Others.....	1,569
Blanks	75,622
Total Votes Cast.....	257,734

WORCESTER COUNTY

Dennis P. McManus, of West Boylston (Democrat) has	253,963
and appears to be elected.	
All Others	2,779
Blanks	114,126
Total Votes Cast.....	370,868

SUFFOLK COUNTY

CLERK OF SUPREME JUDICIAL COURT

Maura Doyle, of Boston (Democrat) has	207,090
and appears to be elected.	
All Others	3,640
Blanks	79,944
Total Votes Cast.....	290,674

SUFFOLK COUNTY

CLERK OF SUPERIOR COURT (CIVIL BUSINESS)

Michael Joseph Donovan, of Boston (Democrat) has	203,878
and appears to be elected.	
All Others	3,409
Blanks	83,393
Total Votes Cast.....	290,674

SUFFOLK COUNTY

CLERK OF SUPERIOR COURT (CRIMINAL BUSINESS)

Maura A. Hennigan, of Boston (Democrat) has	206,071
and appears to be elected.	
All Others	3,672
Blanks	80,931
Total Votes Cast.....	290,674

REGISTER OF PROBATE

HAMPSHIRE COUNTY (TO FILL VACANCY)

Michael J. Carey, of Easthampton (Democrat) has	61,921
and appears to be elected.	
All Others.....	312
Blanks	19,982
Total Votes Cast.....	82,215

SUFFOLK COUNTY (TO FILL VACANCY)

Patricia Patty Campatelli, of Boston (Democrat) has	200,064
and appears to be elected.	
All Others.....	3,518
Blanks	87,092
Total Votes Cast.....	290,674

SHERIFF

MIDDLESEX COUNTY (TO FILL VACANCY)

Peter J. Koutoujian, of Waltham (Democrat) has	461,836
and appears to be elected.	
Ernesto M. Petrone, of Everett (Unenrolled) has.....	140,948
All Others.....	2,300
Blanks	152,296
Total Votes Cast.....	757,380

**EXECUTIVE DEPARTMENT COUNCIL CHAMBER
BOSTON, DECEMBER
STATE-WIDE BALLOT QUESTIONS**

QUESTION 1

LAW PROPOSED BY INITIATIVE PETITION

Do you approve of a law summarized below, *on which no vote was taken by the Senate or the House of Representatives before May 1, 2012?*

SUMMARY

This proposed law would prohibit any motor vehicle manufacturer, starting with model year 2015, from selling or leasing, either directly or through a dealer, a new motor vehicle without allowing the owner to have access to the same diagnostic and repair information made available to the manufacturer's dealers and in-state authorized repair facilities.

The manufacturer would have to allow the owner, or the owner's designated in-state independent repair facility (one not affiliated with a manufacturer or its authorized dealers), to obtain diagnostic and repair information electronically, on an hourly, daily, monthly, or yearly subscription basis, for no more than fair market value and on terms that do not unfairly favor dealers and authorized repair facilities.

The manufacturer would have to provide access to the information through a non-proprietary vehicle interface, using a standard applied in federal emissions-control regulations. Such information would have to include the same content, and be in the same form and accessible in the same manner, as is provided to the manufacturer's dealers and authorized repair facilities.

For vehicles manufactured from 2002 through model year 2014, the proposed law would require a manufacturer of motor vehicles sold in Massachusetts to make available for purchase, by vehicle owners and in-state independent repair facilities, the same diagnostic and repair information that the manufacturer makes available through an electronic system to its dealers and in-state authorized repair facilities. Manufacturers would have to make such information available in the same form and manner, and to the same extent, as they do for dealers and authorized repair facilities. The information would be available for purchase on an hourly, daily, monthly, or yearly subscription basis, for no more than fair market value and on terms that do not unfairly favor dealers and authorized repair facilities.

For vehicles manufactured from 2002 through model year 2014, the proposed law would also require manufacturers to make available for purchase, by vehicle owners and in-state independent repair facilities, all diagnostic repair tools, incorporating the same diagnostic, repair and wireless capabilities as those available to dealers and authorized repair facilities. Such tools would have to be made available for no more than fair market value and on terms that do not unfairly favor dealers and authorized repair facilities.

For all years covered by the proposed law, the required diagnostic and repair information would not include the information necessary to reset a vehicle immobilizer, an anti-theft device that prevents a vehicle from being started unless the correct key code is present. Such

information would have to be made available to dealers, repair facilities, and owners through a separate, secure data release system.

The proposed law would not require a manufacturer to reveal a trade secret and would not interfere with any agreement made by a manufacturer, dealer, or authorized repair facility that is in force on the effective date of the proposed law. Starting January 1, 2013, the proposed law would prohibit any agreement that waives or limits a manufacturer's compliance with the proposed law.

Any violation of the proposed law would be treated as a violation of existing state consumer protection and unfair trade-practices laws.

	YES	NO	BLANK	TOTAL
County of Barnstable	100,194	15,852	17,609	133,655
County of Berkshire	43,051	13,325	8,456	64,832
County of Bristol	174,444	30,818	38,128	243,390
County of Dukes	8,631	948	1,450	11,029
County of Essex	272,066	46,713	49,323	368,102
County of Franklin	28,945	4,607	4,474	38,026
County of Hampden	144,256	28,483	29,144	201,883
County of Hampshire	62,907	8,312	10,996	82,215
County of Middlesex	570,078	88,828	98,474	757,380
County of Nantucket	4,616	685	844	6,145
County of Norfolk	264,506	42,550	51,207	358,263
County of Plymouth	196,095	29,442	32,197	257,734
County of Suffolk	202,198	35,378	53,098	290,674
County of Worcester	281,616	46,621	42,631	370,868
TOTAL	2,353,603	392,562	438,031	3,184,196

QUESTION 2

LAW PROPOSED BY INITIATIVE PETITION

Do you approve of a law summarized below, *on which no vote was taken by the Senate or House of Representatives before May 1, 2012?*

SUMMARY

This proposed law would allow a physician licensed in Massachusetts to prescribe medication, at a terminally ill patient's request, to end that patient's life. To qualify, a patient would have to be an adult resident who (1) is medically determined to be mentally capable of making and communicating health care decisions; (2) has been diagnosed by attending and consulting physicians as having an incurable, irreversible disease that will, within reasonable medical judgment, cause death within six months; and (3) voluntarily expresses a wish to die and has made an informed decision. The proposed law states that the patient would ingest the medicine in order to cause death in a humane and dignified manner.

The proposed law would require the patient, directly or through a person familiar with the patient's manner of communicating, to orally communicate to a physician on two occasions, 15 days apart, the patient's request for the medication. At the time of the second request, the physician would have to offer the patient an opportunity to rescind the request. The patient would also have to sign a standard form, in the presence of two witnesses, one of whom is not a relative, a beneficiary of the patient's estate, or an owner, operator, or employee of a health care facility where the patient receives treatment or lives.

The proposed law would require the attending physician to: (1) determine if the patient is qualified; (2) inform the patient of his or her medical diagnosis and prognosis, the potential risks and probable result of ingesting the medication, and the feasible alternatives, including comfort care, hospice care and pain control; (3) refer the patient to a consulting physician for a diagnosis and prognosis regarding the patient's disease, and confirmation in writing that the patient is capable, acting voluntarily, and making an informed decision; (4) refer the patient for psychiatric or psychological consultation if the physician believes the patient may have a disorder causing impaired judgment; (5) recommend that the patient notify next of kin of the patient's intention; (6) recommend that the patient have another person present when the patient ingests the medicine and to not take it in a public place; (7) inform the patient that he or she may rescind the request at any time; (8) write the prescription when the requirements of the law are met, including verifying that the patient is making an informed decision; and (9) arrange for the medicine to be dispensed directly to the patient, or the patient's agent, but not by mail or courier.

The proposed law would make it punishable by imprisonment and/or fines, for anyone to (1) coerce a patient to request medication, (2) forge a request, or (3) conceal a rescission of a request. The proposed law would not authorize ending a patient's life by lethal injection, active euthanasia, or mercy killing. The death certificate would list the underlying terminal disease as the cause of death.

Participation under the proposed law would be voluntary. An unwilling health care provider could prohibit or sanction another health care provider for participating while on the premises of, or while acting as an employee of or contractor for, the unwilling provider.

The proposed law states that no person would be civilly or criminally liable or subject to professional discipline for actions that comply with the law, including actions taken in good faith that substantially comply. It also states that it should not be interpreted to lower the applicable standard of care for any health care provider.

A person’s decision to make or rescind a request could not be restricted by will or contract made on or after January 1, 2013, and could not be considered in issuing, or setting the rates for, insurance policies or annuities. Also, the proposed law would require the attending physician to report each case in which life-ending medication is dispensed to the state Department of Public Health. The Department would provide public access to statistical data compiled from the reports.

The proposed law states that if any of its parts was held invalid, the other parts would stay in effect.

	YES	NO	BLANK	TOTAL
County of Barnstable	65,684	63,024	4,947	133,655
County of Berkshire	36,302	25,414	3,116	64,832
County of Bristol	99,171	130,417	13,802	243,390
County of Dukes	7,032	3,491	506	11,029
County of Essex	166,442	181,646	20,014	368,102
County of Franklin	22,948	13,578	1,500	38,026
County of Hampden	77,007	110,909	13,967	201,883
County of Hampshire	48,580	30,227	3,408	82,215
County of Middlesex	378,931	338,692	39,757	757,380
County of Nantucket	3,804	2,029	312	6,145
County of Norfolk	163,224	176,839	18,200	358,269
County of Plymouth	113,474	134,239	10,021	257,734
County of Suffolk	122,985	131,707	35,982	290,674
County of Worcester	161,282	192,545	17,041	370,868
TOTAL	1,466,866	1,534,757	182,573	3,184,196

QUESTION 3

LAW PROPOSED BY INITIATIVE PETITION

Do you approve of a law summarized below, *on which no vote was taken by the Senate or the House of Representatives before May 1, 2012?*

SUMMARY

This proposed law would eliminate state criminal and civil penalties for the medical use of marijuana by qualifying patients. To qualify, a patient must have been diagnosed with a debilitating medical condition, such as cancer, glaucoma, HIV-positive status or AIDS, hepatitis C, Crohn's disease, Parkinson's disease, ALS, or multiple sclerosis. The patient would also have to obtain a written certification, from a physician with whom the patient has a bona fide physician-patient relationship, that the patient has a specific debilitating medical condition and would likely obtain a net benefit from medical use of marijuana.

The proposed law would allow patients to possess up to a 60-day supply of marijuana for their personal medical use. The state Department of Public Health (DPH) would decide what amount would be a 60-day supply. A patient could designate a personal caregiver, at least 21 years old, who could assist with the patient's medical use of marijuana but would be prohibited from consuming that marijuana. Patients and caregivers would have to register with DPH by submitting the physician's certification.

The proposed law would allow for non-profit medical marijuana treatment centers to grow, process and provide marijuana to patients or their caregivers. A treatment center would have to apply for a DPH registration by (1) paying a fee to offset DPH's administrative costs; (2) identifying its location and one additional location, if any, where marijuana would be grown; and (3) submitting operating procedures, consistent with rules to be issued by DPH, including cultivation and storage of marijuana only in enclosed, locked facilities.

A treatment center's personnel would have to register with DPH before working or volunteering at the center, be at least 21 years old, and have no felony drug convictions. In 2013, there could be no more than 35 treatment centers, with at least one but not more than five centers in each county. In later years, DPH could modify the number of centers.

The proposed law would require DPH to issue a cultivation registration to a qualifying patient whose access to a treatment center is limited by financial hardship, physical inability to access reasonable transportation, or distance. This would allow the patient or caregiver to grow only enough plants, in a closed, locked facility, for a 60-day supply of marijuana for the patient's own use.

DPH could revoke any registration for a willful violation of the proposed law. Fraudulent use of a DPH registration could be punished by up to six months in a house of correction or a fine of up to \$500, and fraudulent use of a registration for the sale, distribution, or trafficking of marijuana for non-medical use for profit could be punished by up to five years in state prison or by two and one-half years in a house of correction.

The proposed law would (1) not give immunity under federal law or obstruct federal enforcement of federal law; (2) not supersede Massachusetts laws prohibiting possession, cultivation, or sale of marijuana for nonmedical purposes; (3) not allow the operation of a motor vehicle, boat, or aircraft while under the influence of marijuana; (4) not require any health insurer or government entity to reimburse for the costs of the medical use of marijuana; (5) not require any health care professional to authorize the medical use of marijuana; (6) not require

any accommodation of the medical use of marijuana in any workplace, school bus or grounds, youth center, or correctional facility; and (7) not require any accommodation of smoking marijuana in any public place.

The proposed law would take effect January 1, 2013, and states that if any of its parts were declared invalid, the other parts would stay in effect.

	YES	NO	BLANK	TOTAL
County of Barnstable	76,762	50,856	6,037	133,655
County of Berkshire	40,695	20,332	3,805	64,832
County of Bristol	142,432	84,391	16,567	243,390
County of Dukes	7,784	2,725	520	11,029
County of Essex	216,049	134,969	17,084	368,102
County of Franklin	26,062	10,443	1,521	38,026
County of Hampden	115,818	77,123	8,942	201,883
County of Hampshire	57,182	21,273	3,760	82,215
County of Middlesex	464,186	253,532	39,662	757,380
County of Nantucket	4,356	1,439	350	6,145
County of Norfolk	208,599	132,532	17,132	358,263
County of Plymouth	150,695	96,330	10,709	257,734
County of Suffolk	184,331	85,701	20,642	290,674
County of Worcester	219,796	137,258	13,814	370,868
TOTAL	1,914,747	1,108,904	160,545	3,184,196

QUESTION 4

Shall the amendments to the Hampshire Council of Governments Charter proposed by the Council of Governments councilors be enacted?

SUMMARY

The revisions to the Hampshire Council of Governments Charter proposed by the Council of Governments councilors would modify administrative and procedural provisions regarding membership in the Hampshire Council of Governments and the adoption of organization plans for Hampshire Council of Governments departments and agencies. The proposed revisions would also modify the term of office and the number of councilors. Lastly, the proposed revisions would clarify the powers and duties of the councilors, the qualifications and responsibilities of the chief administrative officer, delete transitional provisions that are no longer needed, alter the titles of the chief administrative officer and the chief financial officer, and correct typographical errors and inconsistencies in the Charter.

	YES	NO	BLANK	TOTAL
Belchertown	4,577	1,270	1,858	7,705
Chesterfield	421	107	195	723
Cummington	311	52	175	538
Goshen	360	94	162	616
Granby	1,952	643	936	3,531
Hadley	1,912	467	751	3,130
Hatfield	1,275	330	444	2,049
Huntington	657	176	280	1,113
Middlefield	179	62	53	294
Pelham	587	58	249	894
Plainfield	237	47	108	392
South Hadley	5,208	1,515	2,196	8,919
Southampton	2,181	608	767	3,556
Westhampton	615	212	237	1,064
Williamsburg	1,089	175	370	1,634
TOTAL	21,561	5,816	8,781	36,158

QUESTION #4, 5, 6, OR 7
THIS QUESTION IS NOT BINDING

Shall the state representative from this district be instructed to vote in favor of a resolution calling upon Congress to propose an amendment to the U.S. constitution affirming that (1) corporations are not entitled to the constitutional rights of human beings, and (2) both Congress and the states may place limits on political contributions and political spending?

	YES	NO	BLANK	TOTAL
Barnstable, Dukes and Nantucket Representative District				
	17,605	4,174	4,682	26,461
3 rd Barnstable Representative District	14,830	5,315	4,092	24,237
1 st Essex Representative District	15,623	4,151	4,126	23,900
2 nd Essex Representative District	16,834	5,644	4,107	26,585
3 rd Essex Representative District	10,411	3,817	3,651	17,879
4 th Essex Representative District	17,158	5,473	3,913	26,544
5 th Essex Representative District	13,187	5,779	3,677	22,643
6 th Essex Representative District	13,451	4,099	3,470	21,020
7 th Essex Representative District	12,818	4,110	2,919	19,847
8 th Essex Representative District	14,999	4,321	4,122	23,442
11 th Essex Representative District	8,316	3,277	2,752	14,345
15 th Essex Representative District	11,736	4,750	4,158	20,644
11 th Middlesex Representative District	13,888	3,048	4,361	21,297
12 th Middlesex Representative District	13,721	3,136	4,364	21,221
15 th Middlesex Representative District	15,548	3,902	4,908	24,358
23 rd Middlesex Representative District	17,429	3,949	4,419	25,797
24 th Middlesex Representative District	15,676	3,740	4,634	24,050
25 th Middlesex Representative District	14,213	2,000	3,037	19,250
26 th Middlesex Representative District	11,564	2,566	3,254	17,384
27 th Middlesex Representative District	15,392	2,633	2,760	20,785
29 th Middlesex Representative District	15,188	2,975	4,226	22,389
32 nd Middlesex Representative District	14,598	3,895	5,405	23,898
34 th Middlesex Representative District	12,289	3,058	3,395	18,742
13 th Norfolk Representative District	14,919	4,705	5,056	24,680
15 th Norfolk Representative District	13,941	2,418	3,312	19,671
3 rd Suffolk Representative District	11,466	3,010	3,667	18,143
4 th Suffolk Representative District	11,122	3,699	4,005	18,826
8 th Suffolk Representative District	12,518	3,348	3,856	19,722
11 th Suffolk Representative District	12,375	2,859	3,497	18,731
15 th Suffolk Representative District	12,575	2,489	3,422	18,486

QUESTION #4, 5, 6, OR 7
THIS QUESTION IS NOT BINDING

Shall the state representative from this district be instructed to vote in favor of a resolution calling upon Congress and the President to: (1) prevent cuts to Social Security, Medicare, Medicaid, and Veterans benefits, or to housing, food and unemployment assistance; (2) create and protect jobs by investing in manufacturing, schools, housing, renewable energy, transportation and other public services; (3) provide new revenues for these purposes and to reduce the long-term federal deficit by closing corporate tax loopholes, ending offshore tax havens, and raising taxes on incomes over \$250,000; and (4) redirect military spending to these domestic needs by reducing the military budget, ending the war in Afghanistan and bringing U.S. troops home safely now?

	YES	NO	BLANK	TOTAL
4th Berkshire Representative District	14,639	3,258	3,928	21,825
7th Bristol Representative District	7,062	2,354	2,667	12,083
1st Essex Representative District	14,161	5,735	4,004	23,900
2nd Essex Representative District	15,429	7,255	3,901	26,585
5th Essex Representative District	13,829	4,679	4,135	22,643
8th Essex Representative District	13,405	5,854	4,183	23,442
16th Essex Representative District	6,444	3,576	1,780	11,800
5th Hampden Representative District	10,155	3,834	2,582	16,571
1st Hampshire Representative District	16,996	3,222	3,388	23,606
3rd Hampshire Representative District	13,732	2,184	2,369	18,285
5th Middlesex Representative District	14,669	5,739	4,340	24,748
6th Middlesex Representative District	12,084	4,149	3,548	19,781
9th Middlesex Representative District	11,286	4,525	4,756	20,567
10th Middlesex Representative District	8,979	2,905	3,603	15,487
13th Middlesex Representative District	12,962	6,432	4,334	23,728
15th Middlesex Representative District	13,967	5,534	4,857	24,358
23rd Middlesex Representative District	16,508	4,881	4,408	25,797
24th Middlesex Representative District	14,339	4,803	4,908	24,050
29th Middlesex Representative District	14,412	3,401	4,576	22,389
32nd Middlesex Representative District	13,692	4,962	5,244	23,898
7th Norfolk Representative District	12,404	5,081	4,066	21,551
12th Norfolk Representative District	12,614	4,964	4,487	22,065
3rd Plymouth Representative District	13,544	6,667	4,571	24,782
8th Plymouth Representative District	11,233	4,380	3,518	19,131

QUESTION #4, 5, 6, OR 7
THIS QUESTION IS NOT BINDING

Shall the state senator from this district be instructed to vote in favor of a resolution calling upon Congress to propose an amendment to the U.S. constitution affirming that (1) corporations are not entitled to the constitutional rights of human beings, and (2) both Congress and the states may place limits on political contributions and political spending?

	YES	NO	BLANK	TOTAL
Berkshire, Hampshire, Franklin and Hampden Senate District	52,078	13,047	14,317	79,442
Cape and Islands Senate District	70,299	19,683	18,378	108,360
Hampshire, Franklin and Worcester Senate District	57,033	10,501	11,937	79,471
Middlesex and Worcester Senate District	57,039	16,373	15,988	89,400
3 rd Middlesex Senate District	56,237	16,187	17,626	90,050
Norfolk, Bristol & Middlesex Senate District	54,258	16,372	17,057	87,687

QUESTION #4 or 5
THIS QUESTION IS NOT BINDING

Shall the state senator from this district be instructed to vote in favor of a resolution calling upon Congress and the President to: (1) prevent cuts to Social Security, Medicare, Medicaid, and Veterans benefits, or to housing, food and unemployment assistance; (2) create and protect jobs by investing in manufacturing, schools, housing, renewable energy, transportation and other public services; (3) provide new revenues for these purposes and to reduce the long-term federal deficit by closing corporate tax loopholes, ending offshore tax havens, and raising taxes on incomes over \$250,000; and (4) redirect military spending to these domestic needs by reducing the military budget, ending the war in Afghanistan and bringing U.S. troops home safely now?

	YES	NO	BLANK	TOTAL
Middlesex and Suffolk Senate District	38,640	11,526	12,597	62,763
2 nd Middlesex Senate District	56,547	15,270	15,188	87,005
1 st Middlesex & Norfolk Senate District	50,013	17,310	17,051	84,374
1 st Suffolk Senate District	43,813	14,003	11,831	69,647
2 nd Suffolk Senate District	45,959	11,981	10,448	68,388
1 st Suffolk and Middlesex Senate District	36,783	12,869	14,462	64,114
2 nd Suffolk and Middlesex Senate District	42,382	12,745	13,730	68,857
Norfolk and Suffolk Senate District	48,823	19,113	17,617	85,553

QUESTION #5, 7, OR 8
THIS QUESTION IS NOT BINDING

Shall the state representative from this district be instructed to vote in favor of legislation that would allow the state to regulate and tax marijuana in the same manner as alcohol?

	YES	NO	BLANK	TOTAL
2nd Berkshire Representative District	13,346	5,252	2,939	21,537

QUESTION #5 or 6
THIS QUESTION IS NOT BINDING

Shall the state senator from this district be instructed to vote in favor of legislation that would allow the state to regulate and tax marijuana in the same manner as alcohol?

	YES	NO	BLANK	TOTAL
2 nd Middlesex Senate District	53,734	19,243	14,028	87,005
Middlesex and Suffolk Senate District	36,171	14,192	12,400	62,763

QUESTION #4 OR 5
THIS QUESTION IS NOT BINDING

Shall the state representative from this district be instructed to vote in favor of legislation that would require a voter, before voting, to show a valid, government-issued photo ID (for example, a driver's license, Massachusetts photo ID, military ID with photo, or U.S. passport)?

	YES	NO	BLANK	TOTAL
1 st Bristol Representative District	13,859	4,965	2,233	21,057
4 th Bristol Representative District	14,360	4,514	2,006	20,880
6 th Bristol Representative District	9,600	3,656	2,667	15,923

QUESTION #4 OR 5
THIS QUESTION IS NOT BINDING

Shall the state representative from this district be instructed to vote in favor of a constitutional amendment that would place previously-appointed judges' names on the ballot, every six years, for a vote on whether to keep them on the bench, but not allow judges to raise money or actively campaign for votes?

	YES	NO	BLANK	TOTAL
9 th Bristol Representative District	10,768	4,768	3,885	19,421
14 th Bristol Representative District	11,733	4,620	3,689	20,042
10 th Norfolk Representative District	13,026	5,265	4,792	23,083

QUESTION #4, 5, OR 6
THIS QUESTION IS NOT BINDING

Shall the state senator from this district be instructed to vote in favor of a resolution calling upon Congress to repeal the federal prohibition of marijuana, so that states may regulate it as they choose?


	YES	NO	BLANK	TOTAL
First Essex and Middlesex Senate District	55,185	31,210	13,667	100,062

QUESTION #4 OR 6
THIS QUESTION IS NOT BINDING


Shall the state representative from this district be instructed to vote in favor of a resolution calling upon Congress to repeal the federal prohibition of marijuana, so that states may regulate it as they choose?

	YES	NO	BLANK	TOTAL
8 th Essex Representative District	13,032	6,219	4,191	23,442
22 nd Middlesex Representative District	10,395	7,203	2,648	20,246


In Council, Boston, November 28, 2012



Timothy P. Murray
Lieutenant Governor




Valerie McCarthy
Executive Secretary of the Commonwealth



Deval L. Patrick
Governor

The foregoing findings are this day adopted.



Office of the Secretary of the Commonwealth
November 28, 2012
WILLIAM FRANCIS GALVIN
Secretary of the Commonwealth

A True Copy.